



2021

HEAD®





BICYCLES OUR PASSION

We strive to incorporate this fact as best as possible into the production and assembly of HEAD bicycles. We have been manufacturing bicycles for 25 years already, and this long-term experience has enabled us to turn dreams into reality when applying new technology and fulfilling the cycling public's demands.

The production of HEAD bicycles is based on quality which is guaranteed by manual assembly of bicycles. This is very important for us because we always put quality first.

The route taken on a bicycle is never direct, and neither is it during bicycle production. At the beginning of the development of each bicycle, we focus thoroughly on the technology of new frames, alignment and design. This is followed by selection of the correct components and additions, and of course we always try to keep up with trends when choosing colours as well.

HEAD PRO TEAM - 6

Technologies - 10

Full suspension - 12

Adapt Edge Team - 16

Adapt Edge III - 17

Adapt Edge II - 17

Downey II - 20

Downey I - 20

Adapt Edge I - 21

MTB carbon - 22

Trenton V - 26

Trenton IV - 28

Trenton III - 28

Trenton II - 29

Trenton I - 29

MTB alloy - 30

X-Rubi V - 32

X-Rubi IV - 33

X-Rubi III - 34

X-Rubi II - 35

X-Rubi I - 36

Granger - 37

Troy II - 38

Troy I - 39

MTB lady - 40

Adapt Edge Lady - 44

Trenton Lady - 44

X-Rubi Lady - 45

Granger Lady - 45

Tacoma II - 46

Tacoma I - 47

E-Bike Shimano - 48

Muret II - 53

Durango - 53

Terni - 54

Terni Lady - 54

Muret I - 55

Lagos II - 58

Lagos I - 59

Lagos Lady - 59

Granby - 60

Granby Lady - 60

E Ridott 26" - 61

E I-Peak II - 64

E I-Peak I - 65

E Revelo II - 66

E Revelo I - 67

E City - 68

E-Bike Bafang - 70

Trivor - 72

E Revelo RM - 73

E I-Peak RM - 74

E-Bike Fazua - 76

E I-Speed II - 78

E I-Speed I - 78

E Picton II - 79

E Picton I - 79

Road - 80

I-Speed IV - 85

I-Speed III - 86

I-Speed II - 87

I-Speed I - 87

Gravel - 88

Picton II - 92

Picton I - 93

Cross - 96

X-Rubi Cross - 98

I-Peak II - 100

I-Peak I - 101

Trekking - 102

Revelo II - 104

Revelo I - 105

City - 106

City 7G - 108

Kid's 110

Ridott III 26" - 114

Ridott II 26" - 114

Ridott I 26" - 115

Ridott III 24" - 116

Ridott II 24" - 116

Ridott I 24" - 117

Lauren II 24" - 118

Lauren I 24" - 119

Ridott II 20" - 120

Ridott I 20" - 120

Lauren I 20" - 121

Junior - 122

Faro - 123

Accessories - 124

Bike Wear - 128

Helmets - 130

T-Shirts - 131

Socks - 131

Gloves - 132

Bottles - 133

Extra

Geometry - 134

Dictionary - 138





Jiří Bohdalovský



Michal Neugebauer



Martin Voženílek



Lukáš Szczepanski

SPONSORS





HEAD PRO TEAM



Honza Šindelář



Tomáš Vítek



Monika Kučerová



Šimon Koller





Frames made with this technology are monolithic carbon fibre constructions with fibres placed alongside each other. The classic shape of the tubes, in conjunction with their large diameters, resulted in very low weight and high durability.



Frames made of 6061 alloy are stiff and resistant to breakages while retaining the light mass typical for aluminum. All alloy frames are heat-treated after the welding, that also improves frames durability.



Butting is the process, which decreases the frame weight, while the overall durability is on the same level or is even improved. Most of the HEAD alloy frames are double or triple-buttet, type of butting depends on the frame model.



Hydroforming is an industrial technique wherein special liquids are injected into the frame tubes using tremendous pressure. Hydroforming offers several advantages, such as complex shapes, improved bicycle frame aesthetics, and others.



The increased diameter of the head tube from 1 1/8" to 1.5" improves the overall stiffness of the connection between fork and frame. This leads to better precision of the bicycle control.



Bottom bracket bearings are placed inside individual cups. The cups are pressed into the frame to increase pedalling efficiency. This type of bottom bracket reduces bearing wear out and creates a better transfer of the driving force to the wheel.



Internal cable routing reduces wear of cables and shells. It protects them from mud, rain, and sand. It also improves the overall appearance of the bike design.



The thru-axle system stiffens the connectivity of the fork and the wheel, and rear wheel with the frame. In overall, the thru-axle system adds crucial stability and precision during the riding.



Boost standard hubs have wider distance between hub flanges -148mm rear hub and 110mm on the front hub. That improves the spoke-bracing and increase the overall stiffness of the wheel.



dualPWR - it means combining a classic bicycle with electric drive. We use two variants of motor placing - middle motor and rear hub motor. Drive unit can provide up to 80Nm of torque.





TECHNOLOGIES





FULL SUSPENSION





The 2021 Adapt Edge Carbon bikes give everything that is expecting from the modern cross-country full-suspension bicycle. The geometry is designed to meet the demands of riders looking for a maneuverable 29-inch full-suspension bike.


A lightweight, full-carbon frame with 100mm of travel, lets you climb like on the hardtail, ride fast on flat paths, and keep smooth on steep trails.

The Adapt Edge Carbon bicycle line contains four different models with a variety of specifications.



ADAPT EDGE





ADAPT EDGE TEAM

INTENDED USE

ALL MOUNTAIN | TRAIL | CROSS COUNTRY | FUN


-  Carbon TPR
-  100/100 mm
-  1x12 XTR
-  44/48/52 cm
-  black/yellow
-  11.7 kg





H21002




 Suntour AXON34 Werx RLR C 100mm, TPR


 Shimano XT CSM8100 10-51


 RRX CB TL carbon 28h

 HBC Pro VL-IA36 CrN-Ti


 Suntour Edge RLR 165x38 - dual remote lever


 Shimano XT FCM8100 34/175mm


 Schwalbe Racing Ralph/Ray 29x2.25\"


 FSA Orbit C-40


 Shimano XT M8100 180/160mm


 FSA SL-K 740/318mm flat


 Shimano XT SLM8100 1x12 1 spec EV

 HBC Pro 15x110mm straight, center lock

 FSA SL-K 70-90/318mm

 Shimano XTR RDM9100 12 speed

 HBC Pro 12x148mm micro spline straight, center lock

 FSA SL-K 400/316

ADAPT EDGE III

INTENDED USE
ALL MOUNTAIN | TRAIL | CROSS COUNTRY | FUN



- Carbon TPR
- 100/100 mm
- 1x12 XT
- 44/48/52 cm
- black/grey
- 11.7 kg
- H21003



Rock Shox SID Select 100mm + oneloc full sprint, TPR	Shimano XT CSM8100 10-51	RRX CB TL carbon 28h	HBC Pro VL-1A36 CrN-Ti
Rock Shox Deluxe Ultimate 170x35mm	Shimano XT FCM8100 34/175mm	Schwalbe Racing Ralph/Ray 29x225" Evo SnakeSkin TLE	FSA Afterburner 740/318mm flat
FSA Orbit C-40	Shimano XT M8100 180/160mm	FSA Afterburner 70-90/318mm	
Shimano XT SLM8100 1x12 1 spec EV	HBC Pro 15x110mm straight, center lock	Kind Shock Lev-Si 350-400/316mm, 100-125mm travel	
Shimano XT RDM8100 12 speed	HBC Pro 12x148mm micro spline straight, center lock		

ADAPT EDGE II

INTENDED USE
ALL MOUNTAIN | TRAIL | CROSS COUNTRY | FUN



- Carbon TPR
- 100/100 mm
- 1x12 XT
- 44/48/52 cm
- black/green
- 12.7 kg
- H21004



Rock Shock Reba RL 29 100mm + oneloc full sprint, TPR	Shimano Deore CSM6100 10-51	Weinmann U28 TL 32h	HBC Pro VL-1A36 GN-Ti
Rock Shox Deluxe Ultimate 170x35mm + oneloc full sprint	Shimano FCMT510 34/175mm	Schwalbe Rocket Ron Performance 29x2.25"	HBC Pro R-Film 760/35mm
Neco H373M	Shimano MT410 180/160mm	HBC Pro R-Film 70-90/35mm	
Shimano Deore SLM6100 1x12	HBC Pro 15x110mm	Kind Shock e20i 375/316mm, 100mm travel	
Shimano XT RDM8100 12 speed	HBC Pro 12x148mm micro spline		

FULL SUSPENSION



The 2021 collection was enriched with new enduro and trail models

- Downey II
- Downey I
- Adapt Edge I 130mm

All frames are based on the four-bar linkage kinematic concept. This concept offers excellent both downhill and climbing abilities to shred the mountains' most challenging trails. New Downey offers 170mm front and 160mm rear travel, and for sure, it is ready to handle the most demanding trails. Adapt Edge with 29" wheels is a more versatile all-mountain bicycle than Downey with 140 front and 130mm rear travel.



ENDURO TRAIL








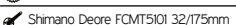


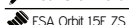
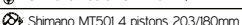
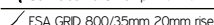
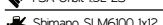
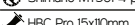
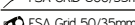
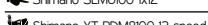
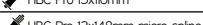

DOWNEY II

INTENDED USE
ALL MOUNTAIN | TRAIL | ENDURO | FUN

-  Alloy 6061 HT, TPR
-  170/160 mm
-  1x12 XT
-  42/46/51 cm
-  grey matt
-  15.2 kg

 H21000



- | | | | |
|--|---|---|--|
|  |  |  |  |
|  |  |  |  |
|  |  |  | |
|  |  |  | |
|  |  |  | |


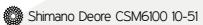
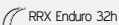


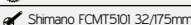


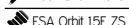
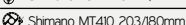
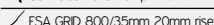
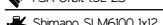





DOWNEY I

INTENDED USE
ALL MOUNTAIN | TRAIL | ENDURO | FUN

-  Alloy 6061 HT, TPR
-  170/160 mm
-  1x12 Deore
-  42/46/51 cm
-  blue matt
-  15.2 kg

 H21001



- | | | | |
|--|---|---|--|
|  |  |  |  |
|  |  |  |  |
|  |  |  | |
|  |  |  | |
|  |  |  | |



















ADAPT EDGE I


INTENDED USE
ALL MOUNTAIN | TRAIL | ENDURO | FUN

- Alloy 6061 HT, TPR 
- 140/130 mm 
- 1x12 Deore 
- 43/47/51 cm 
- khaki 
- 14.6 kg 
-  H21005



 Rock Shox Recon S RL R 140mm, TPR	 Shimano Deore CSM6100 10-51	 Weinmann U28 TL 32h	 HBC Pro VL-1A36
 Rock Shox Monarch RT3 200x51mm	 Shimano FCMT50 32/175mm	 Schwalbe Rocket Ron Performance 29x2.25"	
 Neco H385E	 Shimano MT410 180/180mm	 HBC Pro R-Film 760/318mm	
 Shimano Deore SLM6100 1x12	 HBC Pro 15x110mm	 HBC Pro R-Film 50/318mm	
 Shimano Deore RDM6100 12 speed	 HBC Pro 12x148mm micro spline	 Kind Shock e20i 375/316mm, 100mm travel	

FULL SUSPENSION





MTB CARBON



The Trenton frame is made of high-quality carbon fibres, which helped us make it light and stiff. The unique frame shape and well-balanced geometry gives excellent performance and climbing abilities.

All models are race-ready, and you can choose one of five different specifications. Starting from the basic Shimano Deore 1x12 and finishing with the top specified Shimano XTR drivetrain. It is essential to notice that all bikes have boosted standard wheels, 100mm of travel, and air fork with lockout.



TRENTON CARBON

















TRENTON V

INTENDED USE
TRAIL | CROSS COUNTRY | MARATHON | FUN

-  Carbon TPR
-  100 mm
-  1x12 XTR
-  43/48/53 cm
-  black/yellow
-  9.4 kg


H21100



 Rock Shox SID Ultimate 100mm+oneloc, TPR	 FSA SL-K Modular carbon 34/175mm	 Schwalbe Racing Ralph/Ray 29x2.25" Evo SnakeSkin TLE
 FSA Orbit C-40	 Shimano XTR M9100 160/160mm center lock	 FSA SL-K carbon 740/318mm
 Shimano XTR SLM9100 1x12 ispec EV	 HBC Pro 15x110mm straight	 FSA SL-K carbon 70-90/318mm
 Shimano XTR RDM9100 12 speed	 HBC Pro 12x148mm micro spline, straight	 FSA Carbon 350-400/316mm
 Shimano XTR CSM9100 10-51	 RRX CB TL carbon 28h	 HBC Pro VL-1A36 Carbon











TRENTON IV

INTENDED USE
TRAIL | CROSS COUNTRY | MARATHON | FUN

-  Carbon TPR
-  100 mm
-  1x12 XT
-  43/48/53 cm
-  black/grey
-  10.3 kg
-  29
- H21101



-  Rock Shox SID Select RL 100mm+onoloc, TPR
-  FSA Orbit C-40
-  Shimano XT SLM8100 1x12 ispec EV
-  Shimano XT RDM8100 12 speed
-  Shimano XT CSM8100 10-51

-  Shimano XT FCM8100 34/175mm
-  Shimano XT M8100 160/160mm center lock
-  Fulcrum Red Zone 700 15x110mm
-  Fulcrum Red Zone 700 12x148mm micro spline
-  Fulcrum Red Zone 700 28h






-  Schwalbe Racing Ralph/Ray 29x2.25" Evo SnakeSkin TLE
-  FSA V-Drive 740/318mm
-  FSA V-Drive 70-90 /318mm
-  FSA V-Drive 350-400/316mm
-  HBC Pro VL-IA36 CrN-Ti

TRENTON III

INTENDED USE
TRAIL | CROSS COUNTRY | MARATHON | FUN

-  Carbon TPR
-  100 mm
-  1x12 XT
-  43/48/53 cm
-  black/green
-  10.7 kg
-  29
- H21102



-  Rock Shox Reba RL R 100mm+onoloc, TPR
-  FSA Orbit C-40
-  Shimano SLX SLM7100 1x12 ispec EV
-  Shimano XT RDM8100 12 speed
-  Shimano SLX CSM7100 10-51

-  Shimano SLX FCM7100 34/175mm
-  Shimano Deore M6100 160/160mm
-  HBC Pro 15x110mm
-  HBC Pro 12x148mm micro spline
-  Weinmann U28 TL 32h

-  Schwalbe Racing Ralph/Ray 29x2.25"
-  FSA V-Drive 740/318mm
-  FSA V-Drive 70-90/318mm
-  FSA V-Drive 350-400/316mm
-  HBC Pro VL-IA36 CrN-Ti

TRENTON II

INTENDED USE
TRAIL | CROSS COUNTRY | MARATHON | FUN



Carbon TPR
100 mm
1x12 SLX
43/48/53 cm
black/orange
10.9 kg

H21103



Rock Shox Recon G RL R 100mm+oneloc, TPR

Neco H373M

Shimano SLX SLM7100 1x12

Shimano SLX RDM7100 12 speed

Shimano Deore CSM6100 10-51

Shimano Deore FCM6100 32/175mm

Shimano MT410 160/160mm

HBC Pro 15x10mm

HBC Pro 12x148mm micro spline

Weinmann U28 TL 32h

Schwalbe Rocket Ron 29x2.25"

HBC Pro R-Film 720/35mm

HBC Pro R-Film 70-90/35mm

HBC Pro R-Film 350-400/316mm

HBC Pro VL-IA36

TRENTON I

INTENDED USE
TRAIL | CROSS COUNTRY | MARATHON | FUN



Carbon TPR
100 mm
1x12 Deore
43/48/53 cm
black/blue
12 kg

H21104



Rock Shox Judy S TK R 100mm+Poploc, TPR

Neco H373M

Shimano Deore SLM6100 1x12

Shimano Deore RDM6100 12speed

Shimano Deore CSM6100 10-51

Shimano Deore FCMT510 32/175mm

Shimano MT201 160/160mm

HBC Pro 15x10mm

HBC Pro 12x148mm micro spline

Weinmann U28 TL 32h

Schwalbe Rapid Rob 29x2.25 K-Guard

HBC Pro R-Film 720/35mm

HBC Pro R-Film 70-90/35mm

HBC Pro R-Film 350-400/316mm

HBC Pro VL-IA36



The MTB ALLOY line consists of three different models:

- X-Rubi
- Granger
- Troy

All X-Rubi frames are made of 6061 aluminium. The frames are double or triple butted and heat-treated after the welding. These processes allow us to make them lighter and stronger. Thanks to the smooth welding process X-Rubi V and IV gained an extra clean look - at first sight, they may look like a carbon frame.

The Granger and Troy models have a fresh design and improved cable routing inside the frame.



X-RIJBI ALLOY





X-RUBI V

INTENDED USE
TRAIL | CROSS COUNTRY | MARATHON | FUN

















-  Alloy 6061 HT, TB, TPR
-  100 mm
-  1x12 XT
-  44/48/52/56 cm
-  black matt/grey
-  12.7 kg


H21105



MTB ALLOY



 Rock Shox Recon S RL 100mm +Oneloc, TPR	 Shimano FCM7100 34/175mm	 Schwalbe Rapid Rob 29x2.25	 Wellgo M272T DU
 Neco H385E	 Shimano MT410 180/160mm	 HBC Pro 720/35mm R-Film	
 Shimano SLX SLM7100 1x12	 HBC Pro 110x15mm	 HBC Pro 70-100/35mm R-Film	
 Shimano XT RDM8100 12 speed shadow RD+	 HBC Pro 142x12mm micro spline	 HBC Pro 350-400/316mm R-Film	
 Shimano SLX CSM7100 10-51	 Weinmann U28 TL 32h	 HBC Pro VL-3381	



X-RUBI IV

INTENDED USE
TRAIL | CROSS COUNTRY | MARATHON | FUN

Alloy 6061 HT, TB, TPR

100 mm

1x12 SLX

44/48/52/56 cm

black matt/red

12.8 kg



H2106



Rock Shox Judy S TK R 100mm +Poploc, TPR

Neco H385E

Shimano SLX SLM7100 1x12

Shimano SLX RDM7100 12 speed shadow RD+

Shimano Deore CSM6100 10-51

Shimano FCM6100 32/175mm

Shimano MT201 180/160mm

HBC Pro 110x15mm

HBC Pro 142x12mm micro spline

Weinmann U28 TL 32h

Schwalbe Rapid Rob 29x2.25

HBC Pro 720/35mm R-Film

HBC Pro 70-100/35mm R-Film

HBC Pro 350-400/316mm R-Film

HBC Pro VL-3381

Wellgo M272T DU



X-RUBI III

INTENDED USE
TRAIL | CROSS COUNTRY | MARATHON | FUN


-  Alloy 6061 HT, DB, TPR
-  100 mm
-  1x12 Deore
-  44/48/52/56 cm
-  black matt/yellow
-  13.1 kg




H21107



 Rock Shox Judy S TK R
100mm+Poploc, TPR


 Neco H385E


 Shimano Deore SLM6100 1x12


 Shimano Deore RDM6100 12 speed
shadow

 Shimano Deore CSM6100 10-51


 Shimano FCM5101 32/175mm


 Shimano MT200 180/160 center lock


 Shimano M4050 QR 100mm

 Shimano MT401 QR 135mm micro spline

 RRX 32h


 Schwalbe Rapid Rob 29x2.25

 HBC Pro 720/318mm

 HBC Pro 70-100/318mm

 HBC Pro 350-400/316mm

 HBC Pro VL-3381


















 Wellgo M272T DU

X-RUBI II

INTENDED USE
TRAIL | CROSS COUNTRY | MARATHON | FUN

- Alloy 6061 HT, DB 
- 100 mm 
- 2x10 Deore/Deore 
- 44/48/52/56 cm 
- black matt/green 
- red matt 
- 13.6 kg 



 Suntour XCR32 AIR RLR 100mm	 Sunrace CSMS2 II-42	 RRX 32h	 HBC Pro VL-338I
 Neco H398	 Shimano FCM4100 36-26/175mm	 Impac Smartpac TwinSkin 29x2.1"	 Wellgo M272T DU
 Shimano Deore SLM4100/5100 2x10	 Shimano MT200 180/160mm	 HBC Pro 720/318mm	
 Shimano Deore FDM4100 side-swing	 HBC QR 100mm	 HBC Pro 70-100/318mm	
 Shimano Deore RDM4120 10 speed shadow	 HBC QR 135mm	 HBC Pro 350-400/316mm	

X-RUBI I

INTENDED USE
RECREATIONAL | FUN | CROSS COUNTRY |


-  Alloy 6061 HT, DB
-  100 mm
-  2x9 Alivio/Acera
-  44/48/52/56 cm
-  black matt/orange
green matt
grey matt/yellow
-  13.9 kg




H21109





 Suntour XCM RL 100mm


 Neco H398

 Shimano Alivio SLM3100 2x9


 Shimano Acera FDM3120 side-swing


 Shimano Alivio RDM3100 9 speed shadow

 Sunrace CSM90 11-34


 Shimano FCMT201 36-22/175mm


 Shimano MT200 180/160mm


 HBC QR 100mm


 HBC QR 135mm


 RRX 32h


 Impac Smartpac TwinSkin 29x2.1"

 HBC Pro 720/318mm

 HBC Pro 70-100/318mm

 HBC Pro 350-400/316mm

 HBC Pro VL-338I


 Wellgo M2720 DU


GRANGER


INTENDED USE
RECREATIONAL | FUN | CROSS COUNTRY

- Alloy 6061 HT, DB 
- 100 mm 
- 2x9 Altus 
- 42/47/52/56 cm 
- black matt/green 
- grey matt/orange 
- 14.8 kg 



 Suntour XCT HLO 100mm


 Neco H148M


 Shimano Altus SLM2010 2x9


 Shimano Altus FDM2020 top-swing


 Shimano Altus RDM370 9 speed


 Sunrace CSM90 11-34


 Shimano MT101 36-22/175mm


 Tektro 275 180/160mm


 HBC QR 100mm


 HBC QR 135mm

 Remerx Top Disc 32h

 Impac Smartpac 29x2.1"

 HBC 720/318mm

 HBC 70-100/318mm

 HBC 350-400/316mm

 HBC VL-1831


















 Wellgo C127DU

TROY II

INTENDED USE
RECREATIONAL | FUN | CROSS COUNTRY |

-  Alloy 6061 HT
-  100 mm
-  2x8 TX800/Altus
-  41/46/51 cm
-  black matt/red
grey matt/green
-  14.3 kg




 Suntour XCE 28 PRELOAD ADJUSTER	 Sunrace CSM55 11-34	 Remerx Dragon 32h	 HBC VL-1831
 Neco HI48M	 Prowheel TM-CY01 36-22/175mm	 Impac Smartpac 275x21"	 Wellgo LU895DU
 Shimano EF505 2x8	 Shimano EF505 160/160mm	 HBC 700/318mm	
 Shimano Altus FDM315	 Formula DC20 QR 100mm	 HBC 70-90 /318mm	
 Shimano RDTX800 8 speed	 Formula DC22 QR 135mm	 HBC 350/316mm	


TROY I


INTENDED USE
RECREATIONAL | FUN | CROSS COUNTRY

Alloy 6061 HT 

100 mm 

2x8 TX800/Altus 

41/46/51 cm 

blue matt 


grey matt/yellow

14.5 kg 




H2112




 Suntour XCE 28 PRELOAD ADJUSTER


 Neco H148M

 Shimano STEF500 2x8

 Shimano Altus FDM315

 Shimano RDTX800 8 speed

 Sunrace CSM55 11-34


 Prowheel TM-CY01 36-22/175mm


 Tektro M280 mechanical 160/160mm


 Formula DC20 QR 100mm


 Formula DC22 QR 135mm

 Remerx Dragon 32h


 Impac Smartpac 27.5x2.1"

 HBC 700/318mm

 HBC 70-90/318mm

 HBC 350/316mm

 HBC VL-1831

 Wellgo LU895DU

MTB ALLOY





MTB LADY



JOY line is a special bicycle line orientated on ladies. Bicycles have to fit them properly.

We have been focused on adjusting the geometry, length of the top tube, and standover to make Tacoma perfect for ladies. Design, the saddle profile, length of the stem are selected to meet the expectations of the most demanding users.

Choose your bike and have JOY of it.



THE JOY LINE



ADAPT EDGE LADY

INTENDED USE

ALL MOUNTAIN | TRAIL | CROSS COUNTRY | FUN






-  Carbon TPR
-  100/100 mm
-  1x12 Deore
-  44/48/52 cm
-  grey/pink
-  12.6 kg

 H21200



-  Suntour Raidon RLR 100mm, TPR
-  Suntour UNAir RLR 165x38mm-dual remote lock lever
-  Neco H373M
-  Shimano Deore SLM6100 1x12
-  Shimano Deore RDM6100 12 speed

-  Shimano Deore CSM6100 10-51
-  Shimano Deore FCMT510 32/175mm
-  Shimano MT410 180/160mm
-  HBC Pro 15x110mm
-  HBC Pro 12x148mm micro spline

-  Weinmann U28 TL 32h
-  Schwalbe Rocket Ron Performance 29x2.25"
-  HBC Pro R-Film 760/35mm
-  HBC Pro R-Film 70-90/35mm
-  HBC Pro R-Film 350-400/316mm

 HBC VL-4432

TRENTON LADY






INTENDED USE

TRAIL | CROSS COUNTRY | MARATHON | FUN

-  Carbon TPR
-  100 mm
-  1x12 Deore
-  43/48/53 cm
-  grey/pink
-  12 kg

 H21201



-  Rock Shox Judy S TK R 100mm+Poploc, TPR
-  Neco H373M
-  Shimano Deore SLM6100 1x12
-  Shimano Deore RDM6100 12 speed
-  Shimano Deore CSM6100 10-51

-  Shimano Deore FCMT510 32/175mm
-  Shimano MT201 160/160mm
-  HBC Pro 15x110mm
-  HBC Pro 12x148mm micro spline
-  Weinmann U28 TL 32h

-  Schwalbe Rapid Rob 29x2.25 K-Guard
-  HBC Pro R-Film 720/35mm
-  HBC Pro R-Film 70-90/35mm
-  HBC Pro R-Film 350-400/316mm
-  HBC VL-4432

X-RUBI LADY

INTENDED USE
RECREATIONAL | FUN | CROSS COUNTRY

Alloy 6061 HT, DB ✓
100 mm ✓
2x10 Deore/Deore ⚙️
44/48/52 cm 📏
dark green matt 🎨
13.6 kg 🏋️

E9
H21202



✓ Suntour XCR32 AIR RLR 100mm	☀️ Sunrace CSM52 11-42	✓ RRX 32h	✓ HBC VL-4125
✓ Neco H398	✓ Shimano FCM4100 36-26/175mm	✓ Impac Smartpac TwinSkin 29x21"	✓ Wellgo M272T DU
✓ Shimano Deore SLM4100/5100 2x10	✓ Shimano MT200 180/160mm	✓ HBC Pro 720/318mm	
✓ Shimano Deore FDM4100 side-swing	✓ HBC QR 100mm	✓ HBC Pro 70-90/316mm	
✓ Shimano Deore RDM4120 10 speed shadow	✓ HBC QR 135mm	✓ HBC Pro 350-400/316mm	

GRANGER LADY

INTENDED USE
RECREATIONAL | FUN | CROSS COUNTRY

Alloy 6061 HT, DB ✓
100 mm ✓
2x9 Altus ⚙️
42/47/52 cm 📏
grey matt/pink 🎨
14.8 kg 🏋️

E9
H21203



✓ Suntour XCT HLO 100mm	☀️ Sunrace CSM90 11-34	✓ Remerx Top Disc 32h	✓ HBC VL-4125
✓ Neco H148M	✓ Shimano MT101 36-22/175mm	✓ Impac Smartpac 29x21"	✓ Wellgo C127DU
✓ Shimano Altus SLM2010 2x9	✓ Tektro 275 180/160mm	✓ HBC 720/318mm	
✓ Shimano Altus FDM2020 top-swing	✓ HBC QR 100mm	✓ HBC 70-100/318mm	
✓ Shimano Altus RDM370 9 speed	✓ HBC QR 135mm	✓ HBC 350-400/316mm	

TACOMA II


INTENDED USE
RECREATIONAL | FUN | CROSS COUNTRY |


-  Alloy 6061 HT
-  100 mm
-  2x9 Acera/Altus
-  39/44/48 cm
-  blue matt
-  grey matt
-  13.9 kg


 H21204



 Suntour XCT HLO 100mm


 Neco H148M

 Shimano EF505 2x9


 Shimano Altus FDM2020 top-wing

 Shimano Acera RDM370 9 speed


 Sunrace CSM90 11-34


 Shimano MT101 36-22/175mm

 Shimano EF505 180/160mm


 HBC QR 100mm

 HBC QR 135mm

 Remerx Top Disc 32h

 Impac Smartpac 27.5x2.1"

 HBC 680/318mm

 HBC 70-90/318mm

 HBC 350/316mm

 HBC VL-4125

 Wellgo M272T DU





TACOMA I

INTENDED USE
RECREATIONAL | FUN | CROSS COUNTRY

Alloy 6061 HT 

100 mm 

2x8 TX800/Altus 

39/44/48 cm 

magenta matt 

12.7 kg 





H21205



 Suntour XCE 28 PRELOAD ADJUSTER


 Neco H148M

 Shimano STEF500 2x8


 Shimano Altus FDM315


 Shimano RDTX800 8 speed


 Sunrace CSM55 11-34

 Prowheel TM-CY01 36-22/175mm


 Tektro C310


 Formula OV31 QR 100mm


 Formula OV32 QR 135mm

 Remerx Dragon 719 36h


 Impac Smartpac 275x21"

 HBC 680/318mm

 HBC 70-90/318mm

 HBC 350/316mm

 HBC VL-4125

 Wellgo LU 895T DU





E-BIKES SHIMANO



The 2021 HEAD full suspension e-bike range is updated with new carbon and alloy full-suspension models:


- Muret II,
- Durango,
- Terni and Terni Lady.

These long travel models gained a bigger integrated battery with 630Wh of capacity. The top specified Muret and Durango are equipped with the newest Shimano EP8 motor, which provides up to 85Nm of Torque. All new full suspension e-bikes are available now with a mullet wheels. The bigger 29" front wheel gives additional traction, while the 27.5 rear wheel provides better acceleration and turning ability.

With new 2021 full-suspension e-bikes, explore the trails you have always dreamed of.



FULL SUSPENSION E BIKES





dualPWR

means more **possibilities**, more **goals** to reach with no uphill and downhill limits. With our e-bikes, you can go wherever you want.

The Shimano STePS e-bike lineup is based on a variety of different motors and battery options. The Shimano STePS motors offer up to 85Nm of torque and can be combined with different battery options, integrated or non-integrated.

EP8

**SHIMANO
STePS
E7000**

**SHIMANO
STePS
E6100**

**SHIMANO
STePS
E5000**



Power	250W	250W	250W	250w
Pedal assist modes	boost trail eco	boost trail eco	boost trail eco	boost trail eco
Max torque	85Nm	60Nm	60Nm	40Nm
Battery option	630Wh	630Wh 504Wh	504Wh	504Wh 418Wh

MURET II

INTENDED USE
ALL MOUNTAIN | TRAIL | ENDURO | FUN

Full Carbon, TPR, integrated battery

150/150 mm

1x11 XT

44/48/52 cm

yellow glossy

23.2 kg



Motor

Shimano DUEP8	Rock Shox 35 G RL 150mm TPR	Sunrace CSMS7 11-42	ERX 29"/275" 32h	HBC Pro VL-1A36
Darfon 630 Wh	Rock Shox Deluxe Select+ RT 230x60mm	Shimano FC6M600 34/75mm	Schwalbe Nobby Nic SpeedGrip 29x26" 275/26" TLE	Wellgo M272T DU
STePS SCE7000	FSA Orbit 15E Z5	Shimano MT501 4 pistons 180/180mm	FSA V-Drive 740/318mm 19mm rise	
STePS SWE6010	Shimano SLX SLM7000 1x11 150mm TPR	HBC Pro 15x110mm	FSA V-Drive 60-70/318mm	
	Shimano XT RDM8000 11 speed	HBC Pro 12x148mm	Kind Shock e20i 375/316mm - travel 100mm	

DURANGO

INTENDED USE
ALL MOUNTAIN | TRAIL | ENDURO | FUN

Alloy 6061 HT, TPR, integrated battery

150/140 mm

1x11 XT

43/47/51 cm

grey matt/lime

23.9 kg



Motor

Shimano DUEP8	Rock Shox 35 G RL 29 150mm TPR	Sunrace CSMS7 11-42	ERX 29"/275" 32h	HBC Pro VL-3381
Darfon 630 Wh	Rock Shox Deluxe Select RL 185x55mm Trunnion	Shimano FC6M600 34/175mm	Schwalbe Nobby Nic Performance Addx 29x26" 275x26"	Wellgo M272T DU
STePS SCE7000	FSA No.57	Tektro 745 4 pistons 180/180mm	HBC Pro R-Film 760/318mm	
STePS SWE6010	Shimano Deore SLM5100 1x11 150mm TPR	HBC Pro 15x110mm	HBC Pro R-Film 50-70/318mm	
	Shimano Deore XT RDM8000 11 speed	HBC Pro 12x148mm	Kind Shock ETE1 385/316mm - travel 100mm	

TERNI

INTENDED USE
ALL MOUNTAIN | TRAIL | ENDURO | FUN

- Alloy 6061 HT, TPR, integrated battery
- 150/140 mm
- 1x11 Deore
- 43/47/51 cm
- orange matt
- 24.5 kg



SHIMANO
STePS
E7000
H21303



Motor

Shimano STePS DUE7000

Darfon 630 Wh

STePS SCE7000

STePS SWE6010

Rock Shox Recon S RL 29 150mm TPR

Rock Shox Deluxe Select R 185x55mm Trunnion

FSA No.57

Shimano Deore SLM5100 1x11

Shimano Deore RDM5120 11 speed

Sunrace CSMS7 11-42

Shimano FCE8000 34/175mm

Tektro 745 4 pistons 180/180mm

HBC Pro 15x110mm

HBC Pro 12x148mm

ERX 29"/275" 32h

Schwalbe Nobby Nic Performance Addix 29x26"/275x26"

HBC Pro R-Film 760/318mm

HBC Pro R-Film 50-70/318mm

Kind Shock ETEN 385/316mm - travel 100mm

HBC Pro VL-3381

Wellgo M2721 DU

TERNI LADY

INTENDED USE
ALL MOUNTAIN | TRAIL | ENDURO | FUN

- Alloy 6061 HT, TPR, integrated battery
- 150/140 mm
- 1x11 Deore
- 43/47/51 cm
- grey matt/pink
- 24.5 kg



SHIMANO
STePS
E7000
H21304



Motor

Shimano STePS DUE7000

Darfon 630 Wh

STePS SCE7000

STePS SWE6010

Rock Shox Recon S RL 29 150mm TPR

Rock Shox Deluxe Select R 185x55mm Trunnion

FSA No.57

Shimano Deore SLM5100 1x11

Shimano Deore RDM5120 11 speed

Sunrace CSMS7 11-42

Shimano FCE8000 34/175mm

Tektro 745 4 pistons 180/180mm

HBC Pro 15x110mm

HBC Pro 12x148mm

ERX 29"/275" 32h

Schwalbe Nobby Nic Performance Addix 29x26"/275x26"


HBC Pro R-Film 760/318mm

HBC Pro R-Film 50-70/318mm

Kind Shock ETEN 385/316mm - travel 100mm

HBC Pro VL-3381

Wellgo M2721 DU



MURET I

INTENDED USE
ALL MOUNTAIN | TRAIL | ENDURO | FUN

- Full Carbon, full suspension
- 120/100 mm
- 1x11 Deore
- 41/46/51 cm
- black matt/grey
- 20.3 kg

SHIMANO
E7000
H21301



Motor	Rock Shox Recon G RL 120mm TRP	Sunrace CSMS7 11-42	ERX 275" 32h	HBC Pro VL-3381
Shimano STEPS DUE7000	Rock Shox Monarch RL 184x44mm	Shimano FCE8000 34/175mm	Schwalbe Nobby Nic Performance Addx 275x2.6"	Welligo M272T DU
Shimano BTE8010 504wh	Neco H385E	Tektro 745/735 4/2 pistons 180/180mm	HBC Pro R-Film 760/318mm	
STePS SCE7000	Shimano Deore SLM5100 1x11	HBC Pro 15x110mm	HBC Pro R-Film 50-70/318mm	
STePS SWE6010	Shimano Deore RDM5120 11 speed	HBC Pro 12x148mm	Kind Shock e201 375/316mm - travel 100mm	

E BIKE SHIMANO




The 2021 updated hardtail e-bike lines consist of:

- Lagos II
- Lagos I and Lagos Lady
- Granby and Granby Lady
- E-Ridott 26"

These mountain e-bikes are available with wide variants of motors and battery options. Multiple wheels size option, including 26" wheels in a new e-Ridott 26" kid bicycle, allowed us to prepare e-bikes for even the most demanding customers.









HARDTAIL E BIKES





LAGOS II

INTENDED USE
ALL MOUNTAIN | TRAIL | ENDURO | FUN

-  Alloy 6061 HT, TPR, integrated battery
-  130 mm
-  1x11 Deore
-  42/46/51/55cm
-  green matt
-  21.6 kg



SHIMANO
E7000
H21306



Motor	 Rock Shox Recon S RL 130mm TPR	 Shimano FCE8000 34/175mm	 Kenda El Capo 27.5x2.6"	 Wellgo M2721 DU
 Shimano STePS DUE7000	 Neco H385E	 Tektro 745 4 pistons 180/180mm	 HBC Pro R-Film 760/318mm	
 Darlon 504Wh	 Shimano Deore SLM5100 1x11	 HBC Pro 15x10mm	 HBC Pro R-Film 50-80/318mm	
 STePS SCE7000	 Shimano Deore RDM5120 11 speed	 HBC Pro 12x148mm	 HBC Pro R-Film 350-400/316mm	
 STePS SWE6010	 Sunrace CSMS7 11-42	 ERX 32h	 HBC VL-3381	

LAGOS I



INTENDED USE
FUN | TRAIL | ENDURO | ALL MOUNTAIN

Alloy 6061 HT, TPR, integrated battery

- 120 mm
- 1x10 Deore
- 42/46/51/55cm
- black matt
- 22.8 kg

E70
SHIMANO
E6100
E6100
H21307



Motor

Shimano STePS DUE 6100	Suntour XCM 34 LOR 120mm TPR	Shimano FCE6100 34/175mm	Kenda El Capo 275x26"	Wellgo M272T DU
Darfon 504Wh	Neco H385E	Shimano MT200 180/160mm	HBC 760/318mm	
Shimano STEPS SCE5000	Shimano Deore SLM4100 1x10	HBC Pro 15x110mm	HBC 50-80/318mm	
Shimano STEPS SCE5000	Shimano Deore RDM4120 10 speed	HBC Pro 12x148mm	HBC 350-400/316mm	
	Sunrace CSMS2 II-42	ERX 32h	HBC VL-3381	

LAGOS LADY

INTENDED USE
FUN | TRAIL | ENDURO | ALL MOUNTAIN

Alloy 6061 HT, TPR, integrated battery

- 120 mm
- 1x10 Deore
- 42/46/51/55cm
- grey matt/pink
- 22.8 kg

E70
SHIMANO
E6100
E6100
H21308



Motor

Shimano STePS DUE 6100	Suntour XCM 34 LOR 120mm TPR	Shimano FCE6100 34/175mm	Kenda El Capo 275x26"	Wellgo M272T DU
Darfon 504Wh	Neco H385E	Shimano MT200 180/160mm	HBC 760/318mm	
Shimano STEPS SCE5000	Shimano Deore SLM4100 1x10	HBC Pro 15x110mm	HBC 50-80/318mm	
Shimano STEPS SCE5000	Shimano Deore RDM4120 10 speed	HBC Pro 12x148mm	HBC 350-400/316mm	
	Sunrace CSMS2 II-42	ERX 32h	HBC VL-3381	

GRANBY

INTENDED USE
FUN | TRAIL | ENDURO | ALL MOUNTAIN

-  Alloy 6061 HT, TPR
-  100 mm
-  1x8 Acera
-  42/46/51/55cm
-  black matt/green
-  20.6 kg

 SHIMANO
E9000
H21309



Motor	 Suntour XCM HLO 100mm	 Shimano FCE5010 38/175mm	 Impac RidgePac 29x2.25"	 Wellgo M272T DU
 Shimano STEPS DUE5000	 Neco H386E	 Tektro M275 180/160mm	 HBC 720/318mm	
 Shimano STEPS BTE8014 418Wh	 Shimano Altus SLM315 1x8	 HBC QR 100mm 32h	 HBC 70-90/318mm	
 Shimano STEPS SCE5000	 Shimano Acera RDM360 8 speed	 HBC QR 135mm 32h	 HBC 350-400/316mm	
 Shimano STEPS SCE5000	 Sunrace CSM55 11-34	 Remerx Top Disc 32h	 HBC VL-1831	

GRANBY LADY

INTENDED USE
FUN | TRAIL | ENDURO | ALL MOUNTAIN

-  Alloy 6061 HT, TPR
-  100 mm
-  1x8 Acera
-  42/46/51cm
-  blue matt/peach
-  20.6 kg

 SHIMANO
E9000
H21310



Motor	 Suntour XCM HLO 100mm	 Shimano FCE5010 38/175mm	 Impac RidgePac 29x2.25"	 Wellgo M272T DU
 Shimano STEPS DUE5000	 Neco H386E	 Tektro M275 180/160mm	 HBC 720/318mm	
 Shimano STEPS BTE8014 418Wh	 Shimano Altus SLM315 1x8	 HBC QR 100mm 32h	 HBC 70-90/318mm	
 Shimano STEPS SCE5000	 Shimano Acera RDM360 8 speed	 HBC QR 135mm 32h	 HBC 350-400/316mm	
 Shimano STEPS SCE5000	 Sunrace CSM55 11-34	 Remerx Top Disc 32h	 HBC VL-4125	



E RIDOTT 26

INTENDED USE
FUN | TRAIL | ENDURO | ALL MOUNTAIN

Alloy 6061 HT

100 mm

1x8 Acera

36cm

black matt/yellow

19.7 kg



SHIMANO
STePS
5000
H2131



Motor	Suntour XCM DS 100mm	Shimano FCE5010 38/170mm	Impac Smartpac 26x2.25"	Weligo M272T DU
Shimano STePS 5000	Neco H142	Tektro M275 160/160mm	HBC 560/318mm	
Shimano STePS BTE8014 418Wh	Shimano Altus SLM315 1x8	Formula DC20 QR 100mm	HBC 70/318mm	
Shimano STePS SCE5000	Shimano Acera RDM360 8 speed	Formula DC22 QR 135mm	HBC 300/272mm	
Shimano STePS SCE5000	Sunrace CSM55 11-34	Remerx Dragon 719-L 32h	HEAD VL-5130	



The HEAD all-round e-bikes line include:

- cross,
- trekking,
- city bicycles.

All models have Shimano STePS e5000 motor, which provides up to 40Nm of torque. The eRevelo II and eI-Peak II models are available with an integrated battery with 504Wh of capacity. Depending on the use category, the bikes can be equipped with a trunk, lights, or a dynamo hub.



ALL-ROUND E BIKES



E I-PEAK II

INTENDED USE
TOURING | CROSS | URBAN

-  Alloy 6061 HT, integrated battery
-  63 mm
-  1x9 Alivio
-  men – 50/55/59 cm
-  women – 46/50/54 cm
-  men – black matt/green
-  women – grey matt/mint
-  21.5 kg

 SHIMANO
e-SYSTEMS
E6000
men: H21316
women: H21317



Motor	 SunTour NEX E-25 HLO 63mm	 Shimano FCE5010 44/175mm	 Impac SmartPac 28x175"	 Wellgo M272T DU
 Shimano STEPS DUE5000	 Neco 386E	 Shimano MT200 160/160mm	 HBC 660/318mm	
 Darton 504Wh	 Shimano Altus SLM2010 1x9	 Formula DC20 QR 100mm	 HBC 60/318mm	
 Shimano STEPS SCE5000	 Shimano Alivio RDT4000 9 speed	 Formula DC22 QR 135mm	 HBC 350/272mm	
 Shimano STEPS SCE5000	 Sunrace CSM90 11-32	 Remerx Dragon 719 32h	 HBC VL-3389/VL-4333	



E I-PEAK I

INTENDED USE
TOURING | CROSS | URBAN

Alloy 6061 HT

63 mm

1x8 Acera

men - 50/55/59 cm

women - 46/50/54 cm

men - grey matt/orange

women - grey matt/purple

20.8 kg



SHIMANO

SHIMANO

men H21318

women H21319



Motor	Suntour NEX E-25 HLO 63mm	Shimano FCE5010 44/175mm	Impac SmartPac 28x175*	Wellgo M272T DU
Shimano STePS DUE5000	Neco H113	Shimano MT200 160/160mm	HBC 660/318mm	HBC 90-110/318mm adjustable
Shimano STePS BTE8014 418Wh	Shimano Altus SLM315 1x8	Formula DC20 QR 100mm	Formula DC22 QR 135mm	HBC 350/272mm
Shimano STePS SCE5000	Shimano Acera RDM360 8 speed	Remerx Dragon 719 32h	HBC VL-3389/VL-4333	
Shimano STePS SCE5000	Sunrace CSM55 11-32			






E BIKE SHIMANO

E REVELO II

INTENDED USE
TOURING | CROSS | URBAN

-  Alloy 6061 HT, integrated battery
-  63 mm
-  1x9 Alivio
-  men - 50/55/59 cm
-  women - 46/50/54 cm
-  men - grey matt
-  women - grey matt
-  23.4 kg
-  SHIMANO STEPS E5000
-  men H21312
-  women H21313



 Shimano STEPS DUE5000	 Sunrace NEX E-25 HLO 63mm	 Shimano FCE5010 44/175mm	 Impac StreetPac 28x175"	 Wellgo C169T 2DU
 Darfon 504Wh	 Shimano Altus SLM2010 1x9	 Shimano MT200 160/160mm	 HBC 660/318mm	 Shiny 40
 Shimano STEPS SCE5000	 Shimano Alivio RDT4000 9 speed	 Formula DC20 QR 100mm	 HBC 60/318mm	 Tivoli
 Shimano STEPS SCE5000	 Sunrace CSM90 11-32	 Formula DC22 QR 135mm	 HBC 350/272mm	 SKS
	 Remerx Dragon 719 32h	 HBC VL-4333/VL-6309		



E REVELO I

INTENDED USE
TOURING | CROSS | URBAN

Alloy 6061 HT

63 mm

1x8 Acera

men - 50/55/59 cm

women - 46/50/54 cm

men - grey matt/red

women - grey matt/red

22.6 kg



SHIMANO
STEPS
E5000
men: H21314
women: H21315

Shimano STEPS DUE5000	Suntour NEX E-25 H.L.O 63mm	Shimano FCE5010 44/175mm	Impac Street Pac 28x175"	Wellgo C169T 2DU
Shimano STEPS BTE8014 418Wh	Neco H113	Shimano MT200 160/160mm	HBC 660/318mm	Shiny 40
Shimano STEPS SCE5000	Shimano Altus SLM315 1x8	Formula DC20 QR 100mm	HBC 90-110/318mm adjustable	Tivoli
Shimano STEPS SCE5000	Shimano Acera RDM360 8 speed	Formula DC22 QR 135mm	HBC 350/272mm	SKS
Shimano STEPS SCE5000	Sunrace CSM55 11-32	Remerx Dragon 719 32h	HBC VL-4333/VL-6309	

E CITY

INTENDED USE
TOURING | CROSS | URBAN

-  Alloy 6061 HT
-  63 mm
-  1x8 Altus
-  28" - 46 cm
-  black matt
-  22.2 kg



SHIMANO
SHIMANO
E6000
H21320



 Shimano StePS 5000	 Neco H113	 Shimano FCE5010 38/175mm	 Schwalbe Citizen 28x16"	 Wellgo C169T 2DU
 Shimano StePS BTE6010 418Wh	 Shimano SLRS45 1x8	 Shimano MT200	 HBC 660/318mm	 Shiny 40
 Shimano StePS SCE5000	 Shimano Altus RDM310 8 speed	 Formula OV31 QR 100mm	 HBC i100/318mm adjustable	 Tivoli
 Shimano StePS SCE5000	 Sunrace CSM55 11-32	 Formula OV32 QR 135mm	 HBC 350/30.4mm	 Orion
		 Remerx Dragon 719 36h	 HBC VL-6310	





The Bafang units are fitted in all-round bicycles including:

- Trivor,
- RM series: el-Peak and eRevelo.


These models can be equipped with one of two motor options - rear hub motor or middle motor. For the perfect balance, the capacious battery is always mounted on the down tub. And additionally, in the Trivor model, it is integrated.

We are using these two Bafang motors:

- **MM G360** (middle motor, 80Nm, five different assists modes)
- **RM G020** (rear hub motor, 45Nm, five different assists modes)



BAFANG **E BIKES**



TRIVOR

INTENDED USE
TOURING | CROSS | URBAN

-  Alloy 6061 HT
-  63 mm
-  1x9 Acera
-  men - 50/55/59 cm
-  women - 46/50/54 cm
-  men - black matt/grey
-  women - black matt/red

 23.6 kg



BAFANG

men **H21321**
women **H21322**



Motor	 Suntour NEX E-25 HLO 63mm	 Bafang 38/175mm	 Impac StreetPac 28x16"	 Wellgo C169T DU
 Bafang mmG360 80Nm	 Neco H113	 Tektro M275 160/160mm	 HBC 660/25.4mm	 AXA BlueLine 30
 Greenway ZZ250 16Ah, 36V	 Shimano SLM2010 1x9	 Formula DC20 QR 100mm	 HBC 90-100/25.4mm	 AXA BlueLine
 Bafang LCD, DP C10	 Shimano Acera RDT3000 9 speed	 Formula DC22 QR 135mm	 HBC 350/27.2mm	 SKS
 DP C10	 Sunrace CSM90 11-32	 Remerx Dragon 719 32h	 HBC VL-6309/VL-4333	

E REVELO RM

INTENDED USE
TOURING | CROSS | URBAN

Alloy 6061 HT

63 mm

3x8 Altus/TY710

men - 50/55/59 cm

women - 46/50/54 cm

men - black matt/red

women - black matt/red

22.4 kg



BAFANG

men H21323

women H21324



Motor	Suntour NEX E-25 HLO 63mm	Sunrace CSM55 II-32	Remerx Dragon 719 36h	HBC VL-4333/VL-6309
Bafang RMG020 45 Nm	Neco H113	Prowheel TY-CM02 48-38-28/175mm	Impac StreetPac 28x16"	Wellgo C169 DU
Greenway ZZ98 504 Wh	Shimano Altus EF505 3x8	Shimano Altus EF505 160/160mm	HBC 660/25.4mm	Uniled
Bafang LCD, DP C10	Shimano FDTY710	Formula DC20 QR 100mm	HBC 85-105/25.4mm	Axa Slim
DP C10	Shimano RDM310 8 speed	Bafang RMG020	HBC 350/27.2mm	SKS

E I-PEAK RM

INTENDED USE
TOURING | CROSS | URBAN









-  Alloy 6061 HT
-  63 mm
-  3x8 Altus/TY710
-  men - 50/55/59 cm
women - 46/50/54 cm
-  men - black matt/blue
women - grey matt/lime
-  21.6 kg



BAFANG

men: H21325
women: H21326



Motor	 Suntour NEX E-25 HLO 63mm	 Sunrace CSM55 11-32	 Remerx Dragon 719 36h	 HBC VL-3389/VL-4333
 Bafang RMG020 45 Nm	 Neco H113	 Prowheel TY-CM02 48-38-28/175mm	 Impac SmartPac 28x16"	 Wellgo M141
 Greenway ZZ98 504 Wh	 Shimano Altus EF505 3x8	 Shimano Altus EF505 160/160mm	 HBC 660/25.4mm	
 Bafang LCD, DP C10	 Shimano FDTY710	 Formula DC20 QR 100mm	 HBC 85-105/25.4mm	
 DP C10	 Shimano RDM310 8 speed	 Bafang RMG020	 HBC 350/27.2mm	





The Fazua is a very compact and light drive system. Firstly designed for road bikes, but this e-bike system was successfully adapted into gravel bikes. The Fazua Evation system consists of the following components:


- Bottom bracket - 1.3 kg with a maximum power transmission up to 60Nm,
- Drivepack - 1.9 kg with assist up to 25km/h and 250W,
- Battery - 1.4kg with 250Wh capacity and up to 50km range*,
- Remote

The whole drive system weights only 4.6 kg what makes it very light and unique.

*power-assist mode and capacity/travel distance (based on combined rider/bike weight of 100 kg, traveling on flat roads at 23 km/h)









FAZIJA E BIKES



e-SPEED II

INTENDED USE
RACE | FITNESS | ENDURANCE | GRAVEL

-  Carbon TPR, integrated battery
-  Carbon 12x100mm
-  2x11 105
-  55/58/61 cm
-  green matt
-  14.4 kg



FAZUA
H21327



Motor	 Carbon TPR	 Sunrace CSRX1 11-32	 GXR Road 24h	 HBC VL-4470
 Fazua 250Watt	 FSA Orbit C-40	 FSA CK-746 50-34/175mm	 Schwalbe Lugano II K-Guard 622-32	
 Fazua 36V/250Wh	 Shimano 105 ST7020 2x11	 Shimano 105 ST7020 160/160mm	 FSA Gossamer Compact 440/318mm	
 Remote B	 Shimano 105 FDR7000	 HBC 12x100mm	 FSA Gossamer 90-110/318mm	
 Integrated with display	 Shimano 105 RDR7000 11 speed	 HBC 12x142mm	 FSA Gossamer 350/27.2mm	

e-SPEED I

INTENDED USE
RACE | FITNESS | ENDURANCE | GRAVEL

-  Alloy 6061 HT, TPR, integrated battery
-  Alu 12x100mm
-  2x10 Tiagra
-  55/58/61 cm
-  black matt/green
-  15.8 kg



FAZUA
H21328



Motor	 Alu TPR	 Sunrace CSRS1 11-34	 GXR Road 32h	 HBC VL-4470
 Fazua 250Watt	 Neco H385	 FSA CK-746 50-34/175mm	 Schwalbe Lugano II K-Guard 622-32	
 Fazua 36V/250Wh	 Shimano Tiagra ST4720 2x10	 Shimano Tiagra ST4720 160/160mm	 HBC Pro 440/318mm	
 Remote B	 Shimano Tiagra FD4700	 HBC 12x100mm	 HBC 90-110/318mm	
 Integrated with display	 Shimano Tiagra RD4700 10 speed	 HBC 12x142mm	 HBC Pro 350/316mm	

EPICTON II

INTENDED USE
RACE | FITNESS | ENDURANCE | GRAVEL

Carbon TPR, integrated battery
Carbon 12x100mm
1x11 GRX
55/58/61 cm
black matt/green
14.5 kg

FAZUA
H21329



Motor	Carbon TPR	Sunrace CSMST 11-42	GXR 24h	HBC VL-4470
Fazua 250Watt	FSA Orbit C-40	FSA CK-746 50-34/175mm	Schwalbe G-One 622-40	
Fazua 36V/250Wh	Shimano GRX600 1x11	Shimano GRX 600 160/160mm	FSA NS Adventure 460/318mm	
Remote B	-	HBC 12x100mm	FSA NS 90-110/318mm	
Integrated with display	Shimano GRX812 11 speed	HBC 12x142mm	FSA Energy 350/272mm	

EPICTON I

INTENDED USE
RACE | FITNESS | ENDURANCE | GRAVEL

Alloy 6061 HT, TPR, integrated battery
Alu 12x100mm
2x10 Tiagra
55/58/61 cm
khaki
16.3 kg

FAZUA
H21330



Motor	Alu TPR	Sunrace CSMST 11-34	GXR 32h	HBC VL-4470
Fazua 250Watt	Neco H385	FSA CK-746 50-34/175mm	Schwalbe Hurricane 28x160	
Fazua 36V/250Wh	Shimano Tiagra ST4720 2x10	Shimano Tiagra ST4720 160/160mm	HBC 440/318mm	
Remote B	Shimano Tiagra FD4700	HBC 12x100mm	HBC 90-110/318mm	
Integrated with display	Shimano Tiagra RD4700 10 speed	HBC 12x142mm	HBC Pro 350/316mm	





ROAD

ROAD




The I-Speed line is something special for every road bike fan, but not only for them. The new season brings changes in the entire road bike collection: new designs, new shapes of the frames, better materials, disc brakes, and much more.

You can choose one of four different specifications. The I-Speed IV, III, and II bikes are based on a carbon frame with a UCI certifications. The various drivetrains from Shimano Tiagra to Shimano Ultegra Di2 help everyone will find a suitable road bike for himself.











I-SPEED ROAD






I-SPEED IV


INTENDED USE
FITNESS | RACE | ENDURANCE | GRAVEL

Carbon TPR 
 Full Carbon TPR 
 2x11 Ultegra Di2 
 virtual - 52/54/56 cm 
 actual - 46/48/52 cm 
 black matt/grey 
 7.7 kg 

 H21400





 Full Carbon TPR


 FSA Orbit C-40

 Shimano Ultegra STR8070 Di2 2x11


 Shimano Ultegra FDR8050 Di2


 Shimano Ultegra RDR8050 Di2 11 speed


 Shimano Ultegra CSR8000 11-32


 Shimano Ultegra FCR8000 50-34/172.5mm

 Shimano Ultegra BRR8070 140/140mm


 HBC Pro 12x100 straight

 HBC Pro 12x142 straight


 RRX Forty5 20/24h - carbon

 Schwalbe Pro One Evo 700x25C

 FSA SL-K 440/318 carbon

 FSA SL-K 90-110/318 carbon








 Carbon

 HEAD VL-1799 carbon



I-SPEED III


INTENDED USE
FITNESS | RACE | ENDURANCE | GRAVEL

-  Carbon TPR
-  Full Carbon TPR
-  2x11 Ultegra
-  virtual - 52/54/56 cm
-  actual - 46/48/52 cm
-  black matt/green
-  7.8 kg

 HZ1401





 Full Carbon TPR


 FSA Orbit C-40

 Shimano Ultegra STR8020 2x11


 Shimano Ultegra FDR8000


 Shimano Ultegra RDR8000 11 speed


 Shimano Ultegra CSR8000 11-32


 Shimano Ultegra FCR8000 90-34/72.5mm


 Shimano Ultegra BRR8020 140/140mm


 Fulcrum Racing 500 12x100mm

 Fulcrum Racing 500 12x142mm


 Fulcrum Racing 500 24h

 Schwalbe One 700x25C

 FSA Gossamer Compact 440/318mm

 FSA Gossamer Compact 90-10/318mm

 Carbon

 HEAD VL-1799 CrN-Ti

I-SPEED II

INTENDED USE
FITNESS | RACE | ENDURANCE | GRAVEL



Carbon TPR
Full Carbon TPR
2x11 105
virtual - 52/54/56 cm
actual - 46/48/52 cm
black matt/yellow
8.5 kg

H21402



Full Carbon TPR	Shimano 105 105 CSR7000 11-32	Fulcrum Racing 800 28h	HEAD VL-1799 Cr-Ni
Neco H373M	FSA Gossamer 50-34/172.5mm	Schwalbe One 700x25C	
Shimano 105 STR7020 2x11	Shimano 105 BRR7020 140/140mm	HBC Pro 440/318mm	
Shimano 105 FDR7000	Fulcrum 800 Racing DB 12x100mm	HBC Pro 90-110/318mm	
Shimano 105 RDR7000 11 speed	Fulcrum 800 Racing DB 12x142mm	Carbon	

I-SPEED I

INTENDED USE
GRAVEL | RACE | ENDURANCE | FITNESS



Alloy 6061 HT, TB
Carbon with alu steerer
2x9 Sora
52/56/59/61 cm
grey matt/yellow
9.9 kg

H21403



Carbon with alu steerer, TPR	Shimano HG400 11-32	Weinmann Momentum 32h	HBC VL-4470
Neco H373M	Shimano FCR345 50-34/172.5mm	Schwalbe Lugano K-Guard 700x25C	
Shimano Sora STR3000 2x9	Tektro R313	HBC Pro 440/318mm	
Shimano Sora FDR3000	Shimano Sora HBR300 QR	HBC Pro 80-110/318mm	
Shimano Sora RDR3000 9 speed	Shimano Sora FHRS300 QR	HBC Pro 400/316mm	





GRAVEL



When the asphalt road ends, you need a bike that will be able to take you to the forest path and back on tarmac. HEAD gravel bicycle line is the bike that will be able to meet this challenge. It is all about the adventures that you can make on your bike, and gravel bikes are waiting for them.

You can choose one of two specification variants with Shimano Tiagra 2x10 or Shimano GRX 1x11 drivetrains. No matter the terrain, weather, or location, our gravel bikes are ready to give you as much fun as possible on your every adventure.

When the asphalt road ends, the adventure starts.



PICTON GRAVEL





PICTON II

INTENDED USE
FITNESS | RACE | ENDURANCE | GRAVEL

-  Alloy 6061 HT, TPR
-  Alu 12x100mm
-  1x11 GRX
-  50/54/58/61 cm
-  green matt
-  10.2 kg



H21501



GRAVEL

 Alu 12x100mm TPR	 FSA Omega 42/175mm	 Schwalbe G-One 622-40
 Neco H373M	 Shimano GRX 600 160/160mm	 HBC 440/318mm
 Shimano GRX 600 1x11	 HBC Pro 12x142mm	 HBC 90-120/318mm
 Shimano GRX 812 11 speed	 HBC Pro 12x100mm	 HBC Pro 350/316mm
 Sunrace CSMS7 11-42	 GXR 32h	 HBC VL-4470



PICTON I


INTENDED USE
FITNESS | RACE | ENDURANCE | GRAVEL

Alloy 6061 HT, TPR 

Alu QR 

2x10 Tiagra 


50/54/58/61 cm 

orange matt 

10.5 kg 


 H21502





 Alu QR TPR

 Neco H373M


 Shimano Tiagra ST4700 2x10


 Shimano Tiagra FD4700


 Shimano Tiagra RD4700GS 10 speed

 Shimano HG500 11-34

 FSA Omega 46-36/175mm

 Tektro MDC510 160/160mm


 HBC QR 100mm


 HBC QR 135mm




 GXR 32h


 Schwalbe G-One 622-40

 HBC 440/318mm

 HBC 90-120/318mm

 HBC 350/316mm

 HBC VL-4470








The HEAD cross bike line consists of well known X-Rubi Cross and I-Peak models.

The new collection has brought new designs and upgraded frames. All frames are made of high quality 6061 aluminum, with hydroformed tubes, which gives the bike a unique look. Internal cable routing provides a nice and clean look.

Various specifications and durable components make HEAD cross bikes an excellent choice for town-to-forest journeys.



CROSS BIKES




















X-RUBI CROSS

INTENDED USE
TOURING | CROSS | URBAN

-  Alloy 6061 HT, DB
-  100 mm
-  3x10 Deore
-  48/52/56 cm
-  grey matt/blue
-  13.7 kg


H21600



 Suntour XCM RL 100mm	 Sunrace CSMS1 11-36	 RRX 32h	 HBC VL-3389
 Neco H398	 Suntour XCM 420 40-30-22/175mm	 Impac Smartpac TwinSkin 28x16"	 Wellgo M272T DU
 Shimano Deore SLM6000 3x10	 Shimano MT200 180/160mm	 HBC 700/318mm	
 Shimano Deore FDM4100 side-swing	 HBC QR 100mm	 HBC 80-100/318mm	
 Shimano Deore FDM6000 10 speed shadow	 HBC QR 135mm	 HBC 400/316mm	





I-PEAK II

INTENDED USE
TOURING | CROSS | URBAN

-  Alloy 6061 HT
-  63 mm
-  3x9 Acera/Altus
-  men – 50/55/59 cm
-  women – 46/50/54 cm
-  men – black matt/green
-  women – grey matt/mint
-  13.9 kg

 **H21601**
men
H21602
women



 Suntour NEX DS HLO 63mm	 Sunrace CSM90 11-32	 Remerx Dragon 719 32h	 HBC VL-3389/VL-4333
 Neco H113	 Suntour XCM T418 48-36-26/175mm	 Impac Smartpac 28x16"	 Wellgo C127DU
 Shimano EF505 3x9	 Shimano EF505 160/160mm	 HBC 660/318mm	
 Shimano Altus FDM370	 HBC QR 100mm	 HBC 90-100/318mm	
 Shimano Acera RDM3100 9 speed	 HBC QR 135mm	 HBC 350/272mm	

I-PEAK I

INTENDED USE
TOURING | CROSS | URBAN

Alloy 6061 HT

63 mm

3x8 TX800/TY710

men - 50/55/59 cm

women - 46/50/54 cm

men - grey matt/orange

women - grey matt/pink

14.4 kg



men H21603

women H21604



Suntour NEX DS 63mm

Neco H113

Shimano TX800 3x8

Shimano FDTY710

Shimano RDTX800 8 speed

Sunrace CSM55 11-32

Suntour XCE T318 48-38-28/175mm

Tektro M280 mechanical 160/160mm

HBC QR 100mm

HBC QR 135mm

Remerx Dragon 719 32h

Impac Smartpac 28x16"

HBC 660/25.4mm

HBC 85-105/25.4mm

HBC 350/27.2mm

HBC VL-3389/VL-4333

Wellgo LU 895T DU

CROSS




The Revelo trekking bicycles are also known as long-distance bicycles - they are perfect for long, demanding trips and excursions. Thanks to the universal and comfortable construction, they can be successfully used for asphalt rides and rides on unpaved paths and off-road tracks.

Because trekking bikes are designed for long-distance trips, all models have been equipped with functional accessories, such as dynamo and electric lamps, mudguards, or carrier.



TREKKing BIKES




















REVELO II

INTENDED USE
TOURING | CROSS | URBAN

-  Alloy 6061 HT
-  63 mm
-  3x9 Alivio/Altus
-  men - 50/55/59 cm
-  women - 46/50/54 cm
-  men - grey matt
-  women - grey matt
-  15.9 kg



 **H21700**
men
women **H21701**



 Suntour NEX HLO 63mm	 Sunrace CSM90 11-32	 Remerx Dragon 32h	 HBC VL-4333/6309
 Neco H113	 Suntour XCM T418 48-36-26/175mm	 Schwalbe Citizen RT 28x16"	 Wellgo C169T 2DU
 Shimano EF505 3x9	 Shimano EF505 160/160mm	 HBC 660/318mm	 Axa Echo 15
 Shimano Altus FDM370	 Shimano DH3 100mm	 HBC 90-110/318mm adjustable	 Axa Slim
 Shimano Alivio RDT4000 9 speed	 HBC QR 135mm	 HBC 350/272mm	 SKS

REVELO I


INTENDED USE
TOURING | CROSS | URBAN

Alloy 6061 HT 
63 mm 

3x8 Altus/TY710 

men - 50/55/59 cm 

women - 46/50/54 cm

men - grey matt/red 

women - grey matt/red


15.9 kg 




men H21702


women H21703




 Suntour NEX HLO 63mm


 Neco H113

 Shimano STEF500 3x8


 Shimano FDTY710


 Shimano Altus RDM310 8 speed


 Sunrace CSM55 11-32


 Suntour XCE T318 48-38-28/175mm

 Tektro C310


 Shimano DHC3000 100mm


 Formula OV32 QR 135mm


 Remerx Dragon 36h


 Schwalbe Citizen RT 28x14'


 HBC 660/318mm

 HBC 90-100/318mm adjustable

 HBC 350/27.2mm

 HBC VL-4333/6309

 Wellgo C169T 2DU

 Axa Echo 15

 Axa Slim

 SKS




Free movement around the city is one of the most pleasant moments you can afford by choosing city bikes as a communication option. HEAD City line is ready for comfortable asphalt driving among trees.

Comfortable and safe driving around the city streets brings a lot of relaxation and sports activity at the same time.
Say goodbye to traffic jams on the streets and enjoy free movement around every corner of your city!



CITY BIKES



CITY

INTENDED USE
TOURING | CROSS | URBAN


-  Alloy 6061 HT
-  40 mm
-  Nexus 7G
-  28" - 46 cm
-  26" - 44 cm
-  black matt
-  red matt
-  28"-16.1 kg | 26"- 15.9 kg




26" H21800

28" H21801



 Suntour CR7 40mm


 Neco H113

 Shimano SLC3000 1x7


 -

 Nexus 7 speed


 Steel 22

 Prowheel Pro A38 38/170mm

 Tektro C310


 Shimano DH3003 100mm

 Shimano Nexus SGC3001 7G

 Remerx Dragon 719 36h


 Schwalbe Citizen RT 26x175", 28x16"


 HBC 660/318mm

 HBC 100/318mm adjustable

 HBC 350/272mm

 HBC VL-6310

 Wellgo C169T 2DU

 Axa Echo 15

 Axa Slim

 SKS







KIDS




HEAD Kid's bicycle line is a significant first step for young riders looking forward to start mountain biking.

All bikes are based on 6061 aluminium frames. The range of the kid's bicycles starts with the pushbike and goes to 26" wheel models. Your kid will never get bored with his HEAD bike.



KID'S BIKES



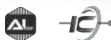
RIDOTT III 26

INTENDED USE


KID'S


-  Alloy 6061 HT
-  80 mm
-  2x8 TX800/Altus
-  36 cm
-  black matt/yellow
-  13.4 kg


 H21900




 Suntour XCE DS 80mm


 Neco HI42

 Shimano STEF500 2x8

 Shimano Altus FDM315

 Shimano RDTX800 8 speed

 Sunrace CSM40 12-32


 Prowheel TM-CY01 36-22/170mm


 Shimano EF505 160/160mm


 Formula DC20 QR 100mm


 Formula DC22 QR 135mm

 Remerx Dragon 32h


 Impac Smartpac 26x21"

 HBC 560/318mm

 HBC 70/318mm

 HBC 300/272mm

 HBC VL-5130

 Wellgo LU 895T DU

RIDOTT II 26

INTENDED USE

KID'S


-  Alloy 6061 HT
-  80 mm
-  2x8 TX800/Altus
-  36 cm
-  black matt/orange
-  13.6 kg


 H21901



 Suntour XCE DS 80mm

 Neco HI42


 Shimano STEF505 2x8

 Shimano Altus FDM315


 Shimano RDTX800 8 speed

 Sunrace CSM40 12-32

 Prowheel TM-CY01 36-22/170mm

 Tektro M280 mechanical 160/160mm


 Formula DC20 QR 100mm


 Formula DC22 QR 135mm

 Remerx Dragon 32h


 Impac Smartpac 26x21"

 HBC 560/318mm

 HBC 70/318mm

 HBC 300/272mm

 HBC VL-5130

 Wellgo LU 895T DU




















RIDOTT I 26

INTENDED USE
KID'S

- Alloy 6061 HT 
- 80 mm 
- 2x8 TX800/Altus 
- 36 cm 
- grey matt/yellow 
- 13,6 kg 
- 
- H21902



 Suntour XCE P 80mm	 Sunrace CSM40 12-32	 Remerx Dragon 36h	 HBC VL-5i30
 Neco H142	 Prowheel TM-CY01 36-22/170mm	 Impac Smartpac 26x2.1"	 Wellgo LU 895T DU
 Shimano STEF500 2x8	 Tektro C310	 HBC 560/318mm	
 Shimano Altus FDM315	 Formula DC20 QR 100mm	 HBC 70/318mm	
 Shimano RDTX800 8 speed	 Formula DC22 QR 135mm	 HBC 300/272mm	

RIDOTT III 24

INTENDED USE
KID'S

-  Alloy 6061 HT
-  50 mm
-  1x8 TX800
-  34 cm
-  black matt/green
-  11.9 kg



H21903





 Zoom HL CH-565D 50mm


 Prowheel A10XPP 32/152mm


 Impac Smartpac 24x21"

 Wellgo LU 895T DU


 Neco H142

 Tektro M275 160/160mm


 HBC 560/318mm

 Shimano SLRS45 1x8


 Formula DC20 QR 100mm

 HBC 70/318mm

 Shimano RDTX800 8 speed

 Formula DC22 QR 135mm

 HBC 300/272mm

 Sunrace CSM40 12-32

 Remerx Dragon 32h

 HBC VL-510

RIDOTT II 24


INTENDED USE
KID'S

-  Alloy 6061 HT
-  50 mm
-  1x8 TX800
-  34 cm
-  grey matt/red
-  11.9 kg




H21904



 Zoom HL CH-565D 50mm


 Prowheel A10XPP 32/152mm


 Impac Smartpac 24x21"

 Wellgo LU 895T DU


 Neco H142

 Tektro M280 mechanical 160/160mm


 HBC 560/318mm


 Shimano SLRS45 1x8


 Formula DC20 QR 100mm


 HBC 70/318mm

 Shimano RDTX800 8 speed

 Formula DC22 QR 135mm

 HBC 300/272mm

 Sunrace CSM40 12-32

 Remerx Dragon 32h

 HBC VL-510




RIDOTT I 24


INTENDED USE
KID'S

- Alloy 6061 HT 
- 1x8 TX800 
- 34 cm 
- blue matt 
- 10.9 kg 
-  H21905




 Rigid Hi-Ten

 Neco HI42


 Shimano SLRS45 1x8


 Shimano RDTX800 8 speed


 Sunrace CSM40 12-32

 Prowheel A10XPP 32/152mm

 Tektro C310

 Formula OV31 QR 100mm


 Formula OV32 QR 135mm

 Remerx 219-L 36h




 Impac Smartpac 24x21"

 HBC 560/318mm

 HBC 70/318mm

 HBC 300/272mm

 HBC VL-5130

 Wellgo LU 895T DU




LAUREN II 24

INTENDED USE
KID'S

-  Alloy 6061 HT
-  50 mm
-  1x8 TX800
-  34 cm
-  grey matt
-  11.9 kg


 H21906



 Zoom HL CH-565D 50mm


 Prowheel A10XPP 32/152mm


 Impac Smartpac 24x21"

 Wellgo LU 89ST DU


 Neco HI42

 Tektro M280 mechanical 160/160mm


 HBC 560/318mm

 Shimano SLRS45 1x8


 Formula DC20 QR 100mm


 HBC 70/318mm

 Shimano RDTX800 8 speed

 Formula DC22 QR 135mm

 HBC 300/272mm

 Sunrace CSM40 12-32

 Remerx 219-L 32h

 HBC VL-5130



LAUREN I 24


INTENDED USE
KID'S


Alloy 6061 HT 
1x8 TX800 
34 cm 
blue matt 
pink matt 
10.9 kg 


H21907




 Rigid Hi-Ten

 Neco HI42


 Shimano SLRS45 1x8


 Shimano RDTX800 8 speed


 Sunrace CSM40 12-32


 Prowheel A10XPP 32/152mm

 Tektro C310


 Formula OV31 QR 100mm


 Formula OV32 QR 135mm

 Remerx 219-L 36h


 Impac Smartpac 24x21"

 HBC 560/318mm

 HBC 70/318mm

 HBC 300/272mm

 HBC VL-5130

 Wellgo LU 895T DU

RIDOTT II 20

INTENDED USE
KID'S

-  Alloy 6061 HT
-  1x7 TX200
-  29 cm
-  black matt
-  10.5 kg

 H21908



 Zoom HL CH-565 40mm	 Prowheel Pro-W-36PP 127mm	 Impac Ridgepac 20x20"	 Wellgo 892T DU
 Neco HI42	 Tektro C310	 HBC 520/25.4mm	
 Shimano SLRS36 1x7	 Formula OV31 QR 100mm	 HBC 70/25.4mm	
 Shimano RDTX200 7 speed	 Formula OV31 QR 135mm	 HBC 300/27.2mm	
 Sunrace MFM2A 14-28	 Remerx 219-L 36h	 HBC VL-5073	







RIDOTT I 20

INTENDED USE
KID'S

-  Alloy 6061 HT
-  1x7 TX200
-  29 cm
-  green matt
-  9.9 kg

 H21909



 Rigid Hi-Ten	 Prowheel Pro-W-36PP 127mm	 Impac Ridgepac 20x20"	 Wellgo 892T DU
 Neco HI42	 Tektro C310	 HBC 520/25.4mm	
 Shimano SLRS36 1x7	 Formula OV31 QR 100mm	 HBC 70/25.4mm	
 Shimano RDTX200 7 speed	 Formula OV31 QR 135mm	 HBC 300/27.2mm	
 Sunrace MFM2A 14-28	 Remerx 219-L 36h	 HBC VL-5073	

LAUREN I 20

INTENDED USE
KID'S

Alloy 6061 HT 
1x7 TX200 
29 cm 
mint matt 
pink matt 

9.9 kg 




H21910



 Rigid Hi-Ten

 Neco H142


 Shimano SLRS36 1x7


 Shimano RDTX200 7 speed


 Sunrace MFM2A 14-28


 Prowheel Pro-W-36PP 127mm


 Tektro C310


 Formula OV31 QR 100mm

 Formula OV31 QR 135mm

 Remerx 219-L 36h

 Impac Ridgepac 20x20"

 HBC 520/25.4mm

 HBC 70/25.4mm

 HBC 300/27.2mm

 HBC VL-5073

 Wellgo 892T DU

JUNIOR

INTENDED USE
KID'S

-  Alloy 6061 HT
-  24 cm
-  green
-  pink
-  8.9 kg
-  15

H21911




 Rigid Hi-Ten


 Well 1"

 HBC 520

 HBC 32mm

 Well CTS2-25 28T

 Steel

 Saccon + coaster break

 FH206

 KT305

 Remerx 305x21

 Rubena

 Marwi

FARO

INTENDED USE
KID'S

Alloy 6061 HT 

12 cm 

mint 


green 

3.9 kg 



H21912







ACCESSORIES





HELMETS
CLOTHES
GLOVES
ACC



Men Jersey Team

Material: Spin - 100% Polyester
 Extras: silicone stripe on arm ends, pockets, waterproof bag for valuables
 Sizes: S, M, L, XL, XXL
 Color: black/yellow
 ID: G100



Men Cycle Shorts Team

Material: 75% Polyamide, 25% Lycra Power
 Extras: net suspenders, silicone stripe on leg ends, ZOOM X padding
 Sizes: S, M, L, XL, XXL
 Color: black/yellow
 ID: G101



Men Waistcoat

Material: Microfiber - 100% Polyester
 Extras: netting on back for better ventilation
 Sizes: S, M, L, XL, XXL
 Color: black/yellow
 ID: G102



Men Anorak

Material: Microfiber - 100% Polyester
 Extras: lightweight
 Sizes: S, M, L, XL, XXL
 Color: black/yellow
 ID: G103



Lady Jersey Team

Material: Spin - 100% Polyester
 Extras: silicone stripe on arm ends, pockets, waterproof bag for valuables
 Sizes: XS, S, M, L, XL
 Color: black/pink
 ID: G200



Lady Cycle Shorts Team

Material: 75% Polyamide, 25% Lycra Power
 Extras: silicone stripe on leg ends
 Sizes: XS, S, M, L, XL
 Color: black/pink
 ID: G201



Lady Waistcoat

Material: Microfiber - 100% Polyester
 Extras: netting on back for better ventilation
 Sizes: XS, S, M, L, XL
 Color: black/pink
 ID: G202



Lady Anorak

Material: Microfiber - 100% Polyester
 Extras: lightweight
 Sizes: XS, S, M, L, XL
 Color: black/pink
 ID: G203



Long Sleeve Jersey

Material: 100% Polyester
 Extras: pockets on rear part, waterproof bag for valuables
 Sizes: S, M, L, XL, XXL
 Color: black/yellow
 ID: G104



Membrane Jacket 2 in 1

Material: Membrane material (>10000mm) + Lycra Power
 Extras: removable sleeves with zipper
 Sizes: S, M, L, XL, XXL
 Color: black/yellow
 ID: G105



Long Cycle Pants Warm

Material: Membrane material (>10000mm) + Roubaix
 - 85% Polyamide, 15% Elasthan
 without cycle pad, flat seams, short reflective zipper
 Sizes: S, M, L, XL, XXL
 Color: black/yellow
 ID: G106



Men Jersey Classic

Material: 100% Polyester
 Extras: pockets on rear, 1 pocket with zipper
 Sizes: S, M, L, XL, XXL
 Color: black/orange
 black/green
 ID: G107

Men Cycle Shorts Classic

Material: 80% Polyamide, 20% Lycra
 Extras: comfort pad
 Sizes: S, M, L, XL, XXL
 Color: black/orange
 black/green
 ID: G108



Lady Jersey Classic

Material: 100% Polyester
 Extras: pockets on rear, 1 pocket with zipper
 Sizes: XS, S, M, L, XL
 Color: black/pink
 black/mint
 pink/peach
 ID: G204



Lady Cycle Shorts Classic

Material: 80% Polyamide, 20% Lycra
 Extras: comfort pad
 Sizes: XS, S, M, L, XL
 Color: black/pink
 black/mint
 pink/peach
 ID: G205



Helmet MTB - W11

Material: In-Mould, kevlar skeleton

Sizes: S/M - (54-58 cm) 245g
M/L - (57-61 cm) 265g
L/XL - (59-63 cm) 275g

Color: black matt/green
black matt/yellow
black matt/pink
grey/mint

D: G300



Kevlar skeleton



Helmet MTB - W19

Material: In-Mould

Sizes: S/M - (54-58 cm) 240g
M/L - (57-61 cm) 250g

Color: black matt/green
black matt/white
white matt/pink

D: G302



Helmet MTB - W07

Material: In-Mould

Sizes: S/M - (54-58 cm) 245g
M/L - (57-61 cm) 260g
L/XL - (59-63 cm) 265g

Color: black matt
pink matt
yellow matt

D: G303



Helmet MTB - W21

Material: In-Mould

Sizes: M/L - (57-61 cm) 250g

Color: black matt/yellow
black matt/grey

D: G301



Helmet Road - EC01

Material: In-Mould

Sizes: S/M - (55-59 cm) 250g
M/L - (57-61 cm) 265g

Color: black matt/blue
black matt/green

D: G305



Helmet Enduro - CT03

Material: In-Mould

Sizes: S/M - (55-59 cm) 365g
M/L - (57-61 cm) 405g

Color: grey matt/yellow

D: G304





REAR LIGHT
IN ADJUSTMENT



IN-MOULD

Helmet Kid Y11

Material: In-Mould, integrated light
Sizes: S/M - (52-56 cm) 265g
Color: blue matt
lime matt
D: G306



REAR LIGHT
IN ADJUSTMENT



IN-MOULD

Helmet Kid Y11

Material: In-Mould, integrated light
Sizes: XS/S - (47-52 cm) 250g
Color: green
mint
D: G307



Helmet Kid Y11A

Material: Out-Mould
Sizes: S/M - (52-56 cm) 230g
Color: green matt
pink matt
D: G308

Helmet Kid Y11A

Material: Out-Mould
Sizes: XS/S - (47-52 cm) 215g
Color: blue
pink
D: G309



T-Shirt Men

Material: 100% Cotton
Sizes: S, M, L, XL
Color: black
D: G500



T-Shirt Lady

Material: 100% Cotton
Sizes: S, M, L
Color: black
D: G501



Socks - short

Material: 65% Climawell Polypropylene, 30% Polyamide, 3% Polypropylene, 2% Elastane
Sizes: 37-39, 40-42, 43-45
Color: black/yellow
black/pink
D: G700

Socks - long

Material: 65% Climawell Polypropylene, 30% Polyamide, 3% Polypropylene, 2% Elastane
Sizes: 37-39, 40-42, 43-45
Color: black/yellow
black/pink
D: G701



Glove Men 9904

Material: comfortable padding, towel on thumb, silicone for better grip control
Sizes: S, M, L, XL, XXL
Color: black
ID: G600



Glove Men 7101

Material: comfortable gel padding, D-Grip, air comfort system, towel on thumb, pull-off system on fingers
Sizes: S, M, L, XL, XXL
Color: blue/orange
ID: G601



Glove Men 7045

Material: comfortable gel padding, silicon for better grip control, towel on thumb, pull-off system on fingers
Sizes: S, M, L, XL, XXL
Color: black/green
ID: G602



Glove Men 7011

Material: super-light glove, micro ventilation, gel padding, towel on thumb, pull-off system on fingers
Sizes: S, M, L, XL, XXL
Color: black/yellow
ID: G603



Glove Men 2804

Material: gel padding, towel on thumb, pull-off system on fingers
Sizes: S, M, L, XL, XXL
Color: black/white
ID: G604



Glove Road 7129

Material: comfortable gel padding, road gloves with D-Grip, airy material, wrist protection
Sizes: S, M, L, XL, XXL
Color: black/yellow
ID: G605



Glove Lady 8506

Material: comfortable gel padding, ventilated, towel on thumb, pull-off system on fingers
Sizes: S, M, L, XL
Color: black/pink
black/white
ID: G611



Glove Lady 8516

Material: gel padding, towel on thumb, pull-off system on fingers
Sizes: S, M, L, XL
Color: grey/pink
ID: G612



Glove Long Finger 9515

Material: comfortable gel padding, ventilated, towel on thumb, silicone on finger ends, TOUCH
Sizes: S, M, L, XL, XXL
Color: black
ID: G606



Glove Long Finger 9600

Material: lightweight, ventilated, silicone on finger for better grip
Sizes: S, M, L, XL, XXL
Color: black/yellow
ID: G607



Glove Long Finger Lady 4713

Material: ventilated, comfortable gel padding, towel on thumb, 3D foam, anti-slip system, smart touch
Sizes: S, M, L, XL
Color: black/pink
ID: G608



Glove Long Finger 3004

Material: comfortable warmer glove, silicone for better grip control, smart touch
Sizes: S, M, L, XL, XXL(only black/yellow)
Color: black/pink
black/yellow
ID: G609



Glove Long Finger 1516

Material: membrane glove with gel padding
Sizes: S, M, L, XL, XXL
Color: black/yellow
ID: G610



Glove Kid 7045

Material: soft foam padding, towel on thumbs
 Sizes: S, M, L, XL
 Color: black/blue
 black/green
 black/pink
 ID: G613



Glove Kid 8820

Material: printed Lycra, foam padding
 Sizes: S, M, L, XL
 Color: black/pink
 blue/green
 ID: G614



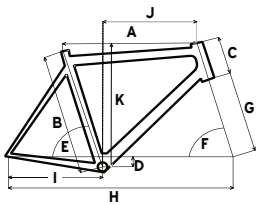
Bottle 500ml

Material: PVC, ergonomic design, screw-on cap, lockable spout
 Sizes: 500 ml
 Color: pink
 transparent
 ID: yellow
 G400



Bottle 750ml

Material: PVC, ergonomic design, screw-on cap, lockable spout
 Sizes: 750 ml
 Color: transparent
 yellow
 ID: G401



MURET II

	size	44	48.5	52
A	top tube horizontal	621	656	680
B	seat tube	440	485	520
C	head tube length	10	120	135
D	bottom bracket drop	20	20	20
E	seat tube angle	75	75	75
F	head tube angle	66	66	66
G	fork length	561	561	561
H	wheelbase	455	485	510
I	chainstay	621	634	648
J	reach	121	1237	1263
K	stack	459	459	459

MURET I

	size	41	46	51
A	top tube horizontal	568	611	630
B	seat tube	406	457	508
C	head tube length	10	120	130
D	bottom bracket drop	15	15	15
E	seat tube angle	72	72	72
F	head tube angle	67	67	65
G	fork length	535	535	535
H	wheelbase	400	440	460
I	chainstay	587	597	605
J	reach	1176	1220	1244
K	stack	478	478	478

DURANGO/TERNI/TERNI LADY

	size	43	47	51
A	top tube horizontal	615	635	655
B	seat tube	430	470	510
C	head tube length	120	130	140
D	bottom bracket drop	35	35	35
E	seat tube angle	69	69	69
F	head tube angle	68	68	68
G	fork length	580	580	580
H	wheelbase	413	430	448
I	chainstay	660	669	679
J	reach	1176	1197	1218
K	stack	450	450	450

LAGOS II/LAGOS I/LAGOS LADY

	size	42	46	51	55
A	top tube horizontal	595	595	605	615
B	seat tube	420	460	510	550
C	head tube length	140	140	140	140
D	bottom bracket drop	50	50	50	50
E	seat tube angle	74	73	73	73
F	head tube angle	70	70	70	70
G	fork length	528	528	528	528
H	wheelbase	393	393	403	412
I	chainstay	659	660	656	672
J	reach	1125	1125	1135	1145
K	stack	465	465	465	465

GRANBY/GRANBY LADY

	size	42	46	51	55
A	top tube horizontal	590	609	609	619
B	seat tube	420	460	510	550
C	head tube length	120	140	140	140
D	bottom bracket drop	65	65	65	65
E	seat tube angle	73	73	73	73
F	head tube angle	70	70	70	70
G	fork length	515	515	515	515
H	wheelbase	107	117	127	137
I	chainstay	460	460	460	460

E RIDOTT 26"

	size	36
A	top tube horizontal	553
B	seat tube	360
C	head tube length	105
D	bottom bracket drop	35
E	seat tube angle	74
F	head tube angle	71
G	fork length	480
H	wheelbase	1031
I	chainstay	423

E REVELO II/E I-PEAK II MEN

	size	50	55	59
A	top tube horizontal	601	611	623
B	seat tube	500	550	590
C	head tube length	155	155	174
D	bottom bracket drop	55	55	55
E	seat tube angle	73	73	73
F	head tube angle	70	70	70
G	fork length	479	479	479
H	wheelbase	1120	1130	1143
I	chainstay	457	457	457

E REVELO II/E I-PEAK II WOMEN

	size	46	50	54
A	top tube horizontal	596	606	619
B	seat tube	460	500	540
C	head tube length	155	155	155
D	bottom bracket drop	55	55	55
E	seat tube angle	73	73	73
F	head tube angle	70	70	70
G	fork length	479	479	479
H	wheelbase	1115	1125	1138
I	chainstay	457	457	457

E REVELO I/E I-PEAK I MEN

	size	50	55	59
A	top tube horizontal	589	600	610
B	seat tube	500	550	590
C	head tube length	155	155	174
D	bottom bracket drop	55	55	55
E	seat tube angle	73	73	73
F	head tube angle	71	71	71
G	fork length	450	450	450
H	wheelbase	1095	1106	1116
I	chainstay	457	457	457

E REVELO I/E I-PEAK I WOMEN

	size	46	50	54
A	top tube horizontal	569	579	594
B	seat tube	460	500	443
C	head tube length	155	155	155
D	bottom bracket drop	55	55	55
E	seat tube angle	73	73	73
F	head tube angle	71	71	71
G	fork length	450	450	450
H	wheelbase	1075	1085	1100
I	chainstay	457	457	457

E-CITY

	size	44	49	52
A	top tube horizontal	621	656	680
B	seat tube	440	485	520
C	head tube length	110	120	135
D	bottom bracket drop	20	20	20
E	seat tube angle	75	75	75
F	head tube angle	66	66	66
G	fork length	561	561	561
H	wheelbase	455	485	510
I	chainstay	621	634	648

TRIVOR MEN

	size	50	55	59
A	top tube horizontal	597	606	619
B	seat tube	500	550	594
C	head tube length	160	160	175
D	bottom bracket drop	60	60	60
E	seat tube angle	73	73	73
F	head tube angle	71	71	71
G	fork length	450	450	450
H	wheelbase	1105	1114	1124
I	chainstay	461	461	461

TRIVOR WOMEN

	size	46	50	54
A	top tube horizontal	576	587	596
B	seat tube	460	500	540
C	head tube length	160	160	160
D	bottom bracket drop	60	60	60
E	seat tube angle	73	73	73
F	head tube angle	71	71	71
G	fork length	450	450	450
H	wheelbase	1088	1099	1104
I	chainstay	465	465	465

E REVELO RM/E I-PEAK I MEN RM

	size	50	55	59
A	top tube horizontal	590	599	613
B	seat tube	500	550	590
C	head tube length	137	155	174
D	bottom bracket drop	55	55	55
E	seat tube angle	73	73	73
F	head tube angle	71	71	71
G	fork length	450	450	450
H	wheelbase	1090	1100	1124
I	chainstay	452	452	452

E REVELO RM/E I-PEAK WOMEN RM

	size	46	50	54
A	top tube horizontal	570	580	595
B	seat tube	460	500	540
C	head tube length	120	137	155
D	bottom bracket drop	55	55	55
E	seat tube angle	73	73	73
F	head tube angle	71	71	71
G	fork length	450	450	450
H	wheelbase	1069	1080	1095
I	chainstay	452	452	452

E I-SPEED II/E PICTON II

	size	52	55	58
A	top tube horizontal	560	583	600
B	seat tube	514	550	580
C	head tube length	167	197	217
D	bottom bracket drop	74	74	74
E	seat tube angle	74	73	73
F	head tube angle	73	73	73
G	fork length	390	390	390
H	wheelbase	385	387	398
I	chainstay	593	621	650
J	reach	1018	1030	1047
K	stack	430	430	430

E I-SPEED I/E PICTON I

	size	53	56	59
A	top tube horizontal	565	580	598
B	seat tube	530	560	590
C	head tube length	150	175	190
D	bottom bracket drop	70	70	70
E	seat tube angle	74	73	73
F	head tube angle	73	73	73
G	fork length	415	415	415
H	wheelbase	1030	1040	1050
I	chainstay	440	440	440

ADAPT EDGE TEAM/III/I/LADY

	size	44	48	52
A	top tube horizontal	600	627	661
B	seat tube	445	483	520
C	head tube length	95	105	115
D	bottom bracket drop	51	51	51
E	seat tube angle	74	74	74
F	head tube angle	69	69	69
G	fork length	500	500	500
H	wheelbase	1124	1152	1187
I	chainstay	435	435	435
J	reach	432	457	488
K	stack	584	594	603

DOWNEY II/I

	size	42	46	51
A	top tube horizontal	591	460	657
B	seat tube	420	457	510
C	head tube length	110	120	135
D	bottom bracket drop	12	12	12
E	seat tube angle	69	69	69
F	head tube angle	66	66	66
G	fork length	565	565	565
H	wheelbase	1190	1124	1261
I	chainstay	435	435	435
J	reach	430	460	490
K	stack	630	612	626

ADAPT EDGE I 130mm

	size	43	47	51
A	top tube horizontal	600	619	645
B	seat tube	426	470	510
C	head tube length	100	110	125
D	bottom bracket drop	35	35	35
E	seat tube angle	69	67	69
F	head tube angle	67	69	67
G	fork length	550	550	550
H	wheelbase	1168	1188	1216
I	chainstay	443	443	443
J	reach	426	442	464
K	stack			

GRANGER/GRANGER LADY

size	42	47	52	56
A top tube horizontal	569	610	619	627
B seat tube	420	470	520	560
C head tube length	95	110	120	130
D bottom bracket drop	65	65	65	65
E seat tube angle	72	72	72	72
F head tube angle	70	70	70	70
G fork length	515	515	515	515
H wheelbase	1086	1118	1127	1136
I chainstay	450	450	450	450

TROY II/I

size	41	46	51
A top tube horizontal	575	594	606
B seat tube	410	460	510
C head tube length	110	125	135
D bottom bracket drop	40	40	40
E seat tube angle	73	73	73
F head tube angle	70	70	70
G fork length	195	495	495
H wheelbase	1075	1095	1098
I chainstay	440	440	440

X-RUBI LADY

size	44	48	52
A top tube horizontal	568	609	617
B seat tube	440	480	520
C head tube length	110	120	130
D bottom bracket drop	65	65	65
E seat tube angle	72	72	72
F head tube angle	70	70	70
G fork length	515	515	515
H wheelbase	1077	1118	1127
I chainstay	450	450	450

TACOMA II

size	39	44	48
A top tube horizontal	564	577	589
B seat tube	390	440	480
C head tube length	115	130	130
D bottom bracket drop	35	35	35
E seat tube angle	73	73	73
F head tube angle	71	71	71
G fork length	495	495	495
H wheelbase	1062	1075	1087
I chainstay	435	435	435

TACOMA I

size	39	44	48
A top tube horizontal	562	572	581
B seat tube	390	440	480
C head tube length	115	125	130
D bottom bracket drop	35	35	35
E seat tube angle	74	73	73
F head tube angle	70	70	70
G fork length	495	495	495
H wheelbase	1065	1075	1085
I chainstay	435	435	435

I-SPEED IV/III/II

size	52	54	56
A top tube horizontal	509	515	535
B seat tube	460	480	524
C head tube length	110	125	145
D bottom bracket drop	69	69	69
E seat tube angle	75	75	75
F head tube angle	71.4	71	71
G fork length	371	371	371
H wheelbase	974	982	982
I chainstay	408	408	408
J reach	365	372	374
K stack	508	521	544

I-SPEED I

size	52	56	59	61
A top tube horizontal	535	559	580	606
B seat tube	490	530	560	590
C head tube length	125	155	175	195
D bottom bracket drop	69	69	69	69
E seat tube angle	74	74	73	73
F head tube angle	73	74	74	74
G fork length	370	370	370	370
H wheelbase	975	990	1005	1020
I chainstay	410	410	410	410

PICTON II/I

size	39	44	58	61
A top tube horizontal	514	550	575	592
B seat tube	500	540	580	610
C head tube length	125	140	170	190
D bottom bracket drop	69	69	69	69
E seat tube angle	76	74	73	73
F head tube angle	71	72	73	73
G fork length	397	397	397	397
H wheelbase	1014	1020	1030	1036
I chainstay	430	430	430	430

I-PEAK MEN/REVELO MEN

size	50	55	59
A top tube horizontal	590	591	613
B seat tube	500	550	590
C head tube length	137	155	174
D bottom bracket drop	55	55	55
E seat tube angle	73	73	73
F head tube angle	71	71	71
G fork length	450	450	450
H wheelbase	1090	1100	1115
I chainstay	452	452	452

I-PEAK WOMEN/REVELO WOMEN

size	460	50	54
A top tube horizontal	570	580	595
B seat tube	460	500	540
C head tube length	120	137	155
D bottom bracket drop	55	55	55
E seat tube angle	73	73	73
F head tube angle	71	71	71
G fork length	450	450	450
H wheelbase	1069	1080	1096
I chainstay	452	452	452

X-RUBI CROSS

size	48	52	56
A top tube horizontal	606	615	625
B seat tube	480	520	560
C head tube length	120	130	140
D bottom bracket drop	65	65	65
E seat tube angle	72	72	72
F head tube angle	70	70	70
G fork length	515	515	515
H wheelbase	1105	1115	1125
I chainstay	440	440	440

CITY 26"

size	44
A top tube horizontal	580
B seat tube	440
C head tube length	180
D bottom bracket drop	40
E seat tube angle	72
F head tube angle	71
G fork length	435
H wheelbase	1072
I chainstay	440

CITY 28"

size	46
A top tube horizontal	630
B seat tube	460
C head tube length	180
D bottom bracket drop	55
E seat tube angle	72
F head tube angle	71
G fork length	460
H wheelbase	1132
I chainstay	455

RIDOTT II/I/1 26"

size	36
A top tube horizontal	534
B seat tube	360
C head tube length	100
D bottom bracket drop	35
E seat tube angle	74
F head tube angle	71
G fork length	460
H wheelbase	1010
I chainstay	423

RIDOTT III/II/1 24"

size	34
A top tube horizontal	534
B seat tube	340
C head tube length	110
D bottom bracket drop	30
E seat tube angle	73
F head tube angle	71
G fork length	410
H wheelbase	1000
I chainstay	410

LAUREN II/1 24"

size	34
A top tube horizontal	490
B seat tube	340
C head tube length	110
D bottom bracket drop	26
E seat tube angle	73
F head tube angle	70
G fork length	418
H wheelbase	960
I chainstay	410

RIDOTT II/1 20"

size	29
A top tube horizontal	446
B seat tube	290
C head tube length	110
D bottom bracket drop	15
E seat tube angle	74
F head tube angle	71
G fork length	360
H wheelbase	866
I chainstay	360

LAUREN 20"

size	29
A top tube horizontal	437
B seat tube	290
C head tube length	110
D bottom bracket drop	0
E seat tube angle	73
F head tube angle	71
G fork length	327
H wheelbase	865
I chainstay	365

JUNIOR BOY

size	23.5
A top tube horizontal	361
B seat tube	235
C head tube length	100
D bottom bracket drop	10
E seat tube angle	75
F head tube angle	71
G fork length	235
H wheelbase	700
I chainstay	265

JUNIOR GIRL

size	23.5
A top tube horizontal	375
B seat tube	235
C head tube length	100
D bottom bracket drop	10
E seat tube angle	78
F head tube angle	71
G fork length	229
H wheelbase	700
I chainstay	265

FARO

size	12
A top tube horizontal	271
B seat tube	121
C head tube length	68
D bottom bracket drop	7
E seat tube angle	72
F head tube angle	69
G fork length	213
H wheelbase	536
I chainstay	267





Dictionary

	Frame	Rahmen	Rám
	Travel	Federweg	Zdvih
	Drivetrain	Antrieb	Pohon
	Size	Größe	Velikost
	Color	Farbe	Barva
	Weight	Gewicht	Hmotnost
	Front fork	Gabel	Přední vidlice
	Rear shock	Dämpfer	Zadní tlumič
	Headset	Steuersatz	Hlavové složení
	Shifters	Schalthebel	Řazení
	Rear derailleur	Schaltwerk	Přehazovačka
	Front derailleur	Umwerfer	Přední přesmykač
	Crankset	Kurbel	Kliky
	Chain guide	Kettenführung	Vodítko řetězu
	Cassette	Kassette	Kazeta
	Brakes	Bremsen	Brzdy

	Front hub	Nabe vorne	Přední náboj
	Rear hub	Nabe hinten	Zadní náboj
	Rims	Felgen	Ráfky
	Tires	Reifen	Pláště
	Stem	Vorbau	Představec
	Handlebar	Lenker	Řídítka
	Saddle	Sattel	Sedlo
	Seatpost	Sattelstütze	Sedlovka
	Pedals	Pedale	Pedály
	Front light	Vorderlicht	Přední světlo
	Rear light	Rücklicht	Zadní světlo
	Fenders	Schutzblech	Blatníky
	Battery	Batterie	Baterie
	Motor	Motor	Motor
	Display	Display	Display
	Switch	Schalter	Přepínač

Shortcuts / Abkürzungen / Zkratky

TB - Triple Butted / Triple Butted / Triple Butted

MH15 - 15mm Thru Axle / Steckachse: 15mm / Protlahovací osa 15mm

HLO - Hydraulic Lock Out / Hydraulischer Lock Out / Hydraulické zamykání

Boost - 15x110mm front and/or 12x148mm rear hub / 15x110mm vordere und/oder 12x148mm hintere Nabe / 15x110mm přední a/ nebo 12x148mm zadní náboj

TPR - Tapered steerer fork (1 1/8"-1.5") / Tapered Gabel / Tapered vidlice

SA - Solo Air / Solo Air / Solo Air

RL - Remote Lock / Remote Lock / Dálkové zamykání



**PRODUCER AND MAIN DISTRIBUTOR
FOR
AUSTRIA, CZECH REPUBLIC, FRANCE,
GERMANY, AND SLOVAKIA**

Novus Bike s.r.o.

Vančurova 2985/20
746 01 Opava
Tel. No.: +420 606 178 065
info@head-bike.com

**BULGARIA
VELOZONA**

Burgas
Tel. No.: +0359 887 800 104
www.velozona-bg.com
velozona@mail.bg
velozona@abv.bg

**BELGIUM
HEAD BIKE BENELUX**

Keizer Karelstraat 139
8930 Menen
Tel. No.: +32 497 42 15 49
joachim.blieck@telenet.be

**FINLAND
PowerFactory Nordic Oy Ab**
Kaskimäenkatu 7, 33900 Tampere
Tel. No.: +358-20-122 2555
asiakaspalvelu@uimonen.fi
www.powerfactory.fi

**GREECE
ACTION-BIKES**
48 Pentelis Avenue
15234 Halandri - Athens
Tel. No.: 2106846632
www.action-bikes.gr
info@action-bikes.gr

**HUNGARY, ROMANIA
Wintersport Co. Ltd.**
Csillaghegyi út 36.
H-1037 Budapest
Tel. No.: +36 30 9481404
or +36 70 376 0640
www.headbike.hu
wintersport@wintersport.hu

**ICELAND
Útvera ehf**
Skeifunni 6
108 Reykjavik
www.everest.is
everest@everest.is

**ITALY
HEAD BIKE ITALY**
Via Nobel, 8
39055 Laives
Tel. No.: +39 0471 953344
ordini@roadrun.bike
www.head-bike.com

**POLAND
PRO SPORT**
Kwiatowa 40
45-569 Opole
Tel. No.: +48 (0) 77 453 7008
www.head-bikes.pl
info@head-pikes.pl

**REPUBLIC OF SOUTH AFRICA
HEAD Bikes SA (Pty) Ltd**
2 Regency Drive, Route 21
Corporate Park Irene, Pretoria, 0157
Gauteng
Tel. No.: +27 60 989 2871
www.head-bike.co.za
info@head-bike.co.za

**SLOVENIA, CROATIA,
BOSNIA AND HERZEGOVINA,
SERBIA, MONTENEGRO
INTERSPORT ISI d.o.o.**
Cesta na Okroglo 3
4202 Naklo pri Kranju
Slovenija
Tel.: +386 4 256 84 29
informacie@intersport.si

**SPAIN, PORTUGAL, ANDORRA
Jets Marivent**
Fuentecilla, 11 ESC
28223, Pozuelo de Alarcón,
Madrid
Tel. No.: +34 91 357 92 92
www.jetsmarivent.com
info@jetsmarivent.com
www.head-bike.es
www.head-bike.pt

**SWEDEN, DENMARK, NORWAY
HEAD BIKE SVERIGE**
Lillebovägen 10
352 62 VÄXJÖ
Tel. No.: +46 73 845 00 58
www.headbike.se
dan@headbike.se

**SWITZERLAND, LIECHTENSTEIN
Kasper Trading GmbH**
Industriestrasse 59
6034 INWIL
Tel.: +41 79 193 01 05
trading.kasper@gmail.com

**UKRAINE
STAR GROUP**
Kiev
Kazimir Malevich st., 86P
Tel. No.: +38 (067)217 91 94
www.head-bike.com.ua
headbike.ua@gmail.com

